






- rain shower Ø 220 mm
- Rain shower material: metal
- PURE RAIN, max. flow rate l/min (at 3 bar)
- Function from: l/min
- quick clearing
- with anti-scale system

Technical dimensions:

- mm projection
- rosette Ø mm
- 1/2" connection

Notes:

- This product can help a building meet the requirements of Green Building Rating Systems, e.g. LEED®, BREEAM®, DGNB

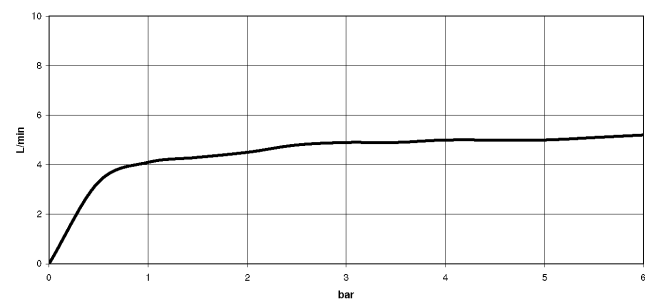
	Chrome	28 644 626-00
	Matte Black	28 644 626-33
	Brushed Chrome	28 644 626-93

28 644 626 Product version from 4/1/2025

mm [inches]



Flow rate chart



Parts for other
finishes can be found
here: [Matte Black](#)



Spare parts list

No.	Item Number	Name	Quantity used	Delivery time
1	04 30 31 032 00 90	fixing set	1.00	2
10	90 30 09 069 00 90	key	1.00	2
9	04 18 40 276 00 90	insert	1.00	2
7	09 16 01 014 90	ring	1.00	2
3	09 14 10 150 90	seal	2.00	2
4	09 27 97 015-00	rosette	1.00	10
6	90 12 05 094 00-00	shower	1.00	-
Spare part can no longer be ordered, please order the replacement item				
8	09 23 01 033 90	flow reducer	1.00	2
2	09 17 20 120 90	holder	1.00	2
5	90 11 03 070 00-00	pipe	1.00	10