















Rain shower with wall fixing FlowReduce 300 mm - Platinum

SERIES SPECIFIC

28 678 970 Product version from 4/1/2024



- 450mm projection
- rain shower Ø 300 mm
- PURE RAIN, max. flow rate 9 l/min (at 3 bar)
- Function from: 7 l/min
- rosette Ø 60 mm
- 1/2" connection
- with anti-scale system
- quick clearing
- This product can help a building meet the requirements of Green Building Rating Systems, e.g. LEED®, BREEAM®, DGNB

	Platinum	28 678 970-08
	Chrome	28 678 970-00
	Brushed Platinum	28 678 970-06
	Dark Chrome	28 678 970-19
	Light Gold	28 678 970-26
	Brushed Light Gold	28 678 970-27
	Brushed Durabronze (23kt Gold)	28 678 970-28
	Matte Black	28 678 970-33
	Brushed Dark Brass	28 678 970-39
	Brushed Bronze	28 678 970-42
	Brushed Champagne (22kt Gold)	28 678 970-46
	Champagne (22kt Gold)	28 678 970-47
	Brushed Chrome	28 678 970-93
	Brushed Dark Platinum	28 678 970-99

28 678 970 Product version from 4/1/2024



Flow rate chart



Codes & Standards

DIN 4109 ISO 3822 Ü-Zeichen



Rain shower with wall fixing FlowReduce 300 mm - Platinum

SERIES SPECIFIC

28 678 970 Product version from 4/1/2024

Certificates and sustainability

LGA_29

28 678 970
Product version from 4/1/2024

Parts for other
finishes can be found
here: [Chrome](#)



Spare parts list

No.	Item Number	Name	Quantity used	Delivery time
	5 90 11 03 070 00-08	pipe	1.00	40
	3 09 14 10 150 90	seal	2.00	2
	8 90 30 09 069 00 90	key	1.00	2
	4 09 27 97 015-08	rosette	1.00	40
	2 09 17 20 120 90	holder	1.00	2
	1 04 30 31 032 00 90	fixing set	1.00	2
	7 90 12 05 091 20-08	shower	1.00	40
	6 09 23 01 075 90	insert	1.00	2