














## Rain shower with wall fixing FlowReduce 300 mm - Champagne (22kt Gold)

28 678 970 Product version from 4/1/2024



- 450mm projection
- rain shower Ø 300 mm
- PURE RAIN, max. flow rate 9 l/min (at 3 bar)
- Function from: 7 l/min
- rosette Ø 60 mm
- 1/2" connection
- with anti-scale system
- quick clearing
- This product can help a building meet the requirements of Green Building Rating Systems, e.g. LEED®, BREEAM®, DGNB

	Champagne (22kt Gold)	28 678 970-47
	Chrome	28 678 970-00
	Brushed Platinum	28 678 970-06
	Platinum	28 678 970-08
	Dark Chrome	28 678 970-19
	Light Gold	28 678 970-26
	Brushed Light Gold	28 678 970-27
	Brushed Durabronze (23kt Gold)	28 678 970-28
	Matte Black	28 678 970-33
	Brushed Bronze	28 678 970-42
	Brushed Champagne (22kt Gold)	28 678 970-46
	Brushed Chrome	28 678 970-93
	Brushed Dark Platinum	28 678 970-99

**Rain shower with wall fixing FlowReduce 300 mm - Champagne (22kt Gold)**

28 678 970 Product version from 4/1/2024



**Flow rate chart**



**Codes & Standards**

DIN 4109

ISO 3822

Ü-Zeichen



## Rain shower with wall fixing FlowReduce 300 mm - Champagne (22kt Gold)

---

28 678 970 Product version from 4/1/2024

### Certificates

---

LGA\_29

# Rain shower with wall fixing FlowReduce 300 mm - Champagne (22kt Gold)

28 678 970    Product version from 4/1/2024

Parts for other  
finishes can be found  
here: [Chrome](#)



## Spare parts list

No.	Item Number	Name	Quantity used	Delivery time
1	04 30 31 032 00 90	fixing set	1	2
2	09 17 20 120 90	holder	1	2
3	09 14 10 150 90	seal	2	2
4	09 27 97 015-47	rosette	1	30
5	90 11 03 070 00-47	pipe	1	30
6	09 23 01 075 90	insert	1	2
7	90 12 05 091 20-47	shower	1	30
8	90 30 09 069 00 90	key	1	2