










TARA ULTRA POT FILLER Cold-water valve - Dark Chrome

TARA ULTRA

30 805 875



- 500mm projection
- pivoting spout
- laminar flow
- cold water only
- max. flow 5.7 l/min at 3 bar flow pressure
- min. recess depth 125 mm
- max. recess depth 80 mm
- lead-free
- This product can help a building meet the requirements of Green Building Rating Systems, e.g. LEED®, BREEAM®, DGNB

	Dark Chrome	30 805 875-19
	Chrome	30 805 875-00
	Brushed Platinum	30 805 875-06
	Platinum	30 805 875-08
	Durabrand (23kt Gold)	30 805 875-09
	Brushed Durabrand (23kt Gold)	30 805 875-28
	Brushed Champagne (22kt Gold)	30 805 875-46
	Champagne (22kt Gold)	30 805 875-47
	Brushed Chrome	30 805 875-93
	Brushed Dark Platinum	30 805 875-99

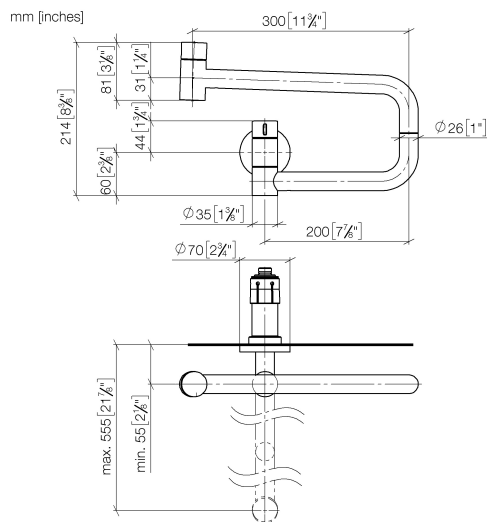
Required miscellaneous

POT FILLER Concealed wall elbow 35 087 970 90



- min. recess depth 80 mm
- max. recess depth 125 mm

30 805 875



Flow rate chart



Certificates

LGA_29748.

IAPMO_N-4976.

IAPMO_6397.

30 805 875

