












TARA Wall-mounted bridge mixer with extending spout - Brushed Bronze

TARA

31 151 892 Product version from 1/1/2025



- 365-545mm projection
- pivoting spout
- laminar flow
- 1/2" connection
- gauge 150 mm - 10 mm
- max. flow 8.3 l/min at 3 bar flow pressure
- lead-free
- This product can help a building meet the requirements of Green Building Rating Systems, e.g. LEED®, BREEAM®, DGNB

	Brushed Bronze	31 151 892-42
	Chrome	31 151 892-00
	Brushed Platinum	31 151 892-06
	Platinum	31 151 892-08
	Durabrass (23kt Gold)	31 151 892-09
	Dark Chrome	31 151 892-19
	Brushed Durabrass (23kt Gold)	31 151 892-28
	Brushed Champagne (22kt Gold)	31 151 892-46
	Champagne (22kt Gold)	31 151 892-47
	Brushed Chrome	31 151 892-93
	Brushed Dark Platinum	31 151 892-99

31 151 892 Product version from 1/1/2025

mm [inches]



Flow rate chart



Codes & Standards

DIN 4109

ISO 3822

Ü-Zeichen



TARA Wall-mounted bridge mixer with extending spout - Brushed Bronze

TARA

31 151 892 Product version from 1/1/2025

Certificates and sustainability

LGA_19

Parts for other
finishes can be found
here: [Chrome](#)



Spare parts list

No.	Item Number	Name	Quantity used	Delivery time
8	90 30 30 075 00 90	screw	2.00	2
15	09 29 03 027 90	insert	1.00	2
13	09 24 03 093 10-42	nipple	1.00	60
6	90 90 03 131 00 90	top	2.00	2
5	09 23 30 012-42	nut	2.00	60
9	90 30 11 029 00 90	disc	2.00	2
10	90 12 12 007 00-42	base	2.00	30
11	09 20 89 010-42	handle	2.00	30
16	90 28 25 076 00-42	spout	1.00	30
3	09 14 10 041 90	seal	2.00	2
4	04 29 05 014 00 90	nipple	2.00	2
14	04 28 25 075 00-42	spout	1.00	60
7	90 20 89 010 10-42	handle	2.00	30
2	09 27 89 004-42	rosette	2.00	60
1	04 11 04 003 00 90	connection	2.00	2
12	90 14 10 032 00 90	seal	1.00	2