

33 500 811








- 143mm projection
- fixed spout
- rectangular, air-enriched flow
- height of mixer 180 mm
- height up to aerator 128 mm
- hole diameter 35 mm
- 2x screw-in M 8 x 1 pressure hose, leak-tested
- max. flow 4.5 l/min
- lead-free
- This product can help a building meet the requirements of Green Building Rating Systems, e.g. LEED®, BREEAM®, DGNB
- WRAS

Only suitable for basins with an overflow.

Must not be combined with continuous-flow heaters heaters.

Distance from centre of tap hole to wall min. 55 mm  
or to front edge of basin min. 40 mm.

	Brushed Dark Platinum	33 500 811-99
	Chrome	33 500 811-00
	Brushed Platinum	33 500 811-06
	Dark Chrome	33 500 811-19
	Brushed Durabronze (23kt Gold)	33 500 811-28

33 500 811



Flow rate chart



### Codes & Standards

DIN 4109

Executive Order  
no. 1007

ISO 3822

Scottish Water  
Byelaws

UK Water Supply  
Regulations

Ü-Zeichen



CYO Single-lever basin mixer with pop-up waste - Brushed Dark Platinum

CYO

33 500 811

Certificates and sustainability

GDV\_0400

LGA\_38

WRAS\_2111

33 500 811

Parts for other  
finishes can be found  
here: [Chrome](#)



## Spare parts list

No.	Item Number	Name	Quantity used	Delivery time
	10 90 31 20 129 00 90	plug	1.00	2
	8 90 31 20 087 00-99	plug	1.00	20
	4 09 24 04 266 90	nut	1.00	2
	9 09 31 11 008 90	pin	1.00	2
	6 09 20 80 024-99	handle	1.00	20
	11 04 23 10 044 07 90	fixing set	1.00	2
	12 04 30 04 100 00 90	hose	2.00	2
	1 90 11 70 012 01-99	spout	1.00	20
	2 09 23 01 172 90	flow reducer	1.00	2
	13 10 125 970-99	Basin Waste with push fastening 1 1/4" - Brushed Dark Platinum	1.00	2
	3 90 15 05 044 00 90	cartridge	1.00	2
	5 09 28 30 021-99	cover	1.00	20
	7 90 31 11 030 00 90	pin	1.00	2