

## Showerpipe with shower thermostat without hand shower - Brushed Light Gold SERIES SPECIFIC

34 460 979 Product version from 4/1/2024



- shower with fixed riser projection 453mm
- overhead shower: rain flow
- rain shower Ø 300 mm
- rain shower with anti-scale system
- max. rainshower flow 14 l/min
- Function from: 10 l/min
- rotary diverter with volume control and shut-off function
- slide-on rosettes Ø 70 mm
- height of fittings up to rain shower (bottom edge) 1009mm
- height of fittings up to top edge of elbow 1150mm
- gauge 150 mm - 13 mm
- metal shower hose 1750mm with integrated anti-twist protection
- 1/2" connection
- slide bar
- Pipe diameter 23.5 mm
- quick clearing
- WRAS

This article does not include a hand shower!  
Intrinsic protection against back flow.

|   |                                |               |
|---|--------------------------------|---------------|
|    | Brushed Light Gold             | 34 460 979-27 |
|    | Chrome                         | 34 460 979-00 |
|    | Brushed Platinum               | 34 460 979-06 |
|    | Platinum                       | 34 460 979-08 |
|    | Dark Chrome                    | 34 460 979-19 |
|    | Light Gold                     | 34 460 979-26 |
|    | Brushed Durabronze (23kt Gold) | 34 460 979-28 |
|    | Matte Black                    | 34 460 979-33 |
|    | Brushed Dark Brass             | 34 460 979-39 |
|   | Brushed Bronze                 | 34 460 979-42 |
|  | Brushed Champagne (22kt Gold)  | 34 460 979-46 |
|  | Champagne (22kt Gold)          | 34 460 979-47 |
|  | Brushed Chrome                 | 34 460 979-93 |
|  | Brushed Dark Platinum          | 34 460 979-99 |

Showerpipe with shower thermostat without hand shower - Brushed Light Gold

SERIES SPECIFIC

34 460 979    Product version from 4/1/2024


Required miscellaneous

|   |  |                    |
|---|--|--------------------|
|  | <b>Hand shower FlowReduce - Brushed Light Gold</b> | 28 016 979-27 0010 |
|---|--|--------------------|


Required miscellaneous

|   |   |               |
|---|---|---------------|
|  | <b>Hand shower - Brushed Light Gold</b> | 28 016 979-27 |
|---|---|---------------|

Required miscellaneous

|   |   |               |
|---|---|---------------|
|  | <b>Hand shower - Brushed Light Gold</b> | 28 018 979-27 |
|---|---|---------------|

Required miscellaneous

|   |   |               |
|---|---|---------------|
|  | <b>Hand shower - Brushed Light Gold</b> | 28 012 979-27 |
|---|---|---------------|

Required miscellaneous

|   |  |               |
|---|--|---------------|
|  | <b>SERIES-VARIOUS Hand shower - Brushed Light Gold</b> | 28 029 979-27 |
|---|--|---------------|

Required miscellaneous

|   |   |               |
|---|---|---------------|
|  | <b>Hand shower - Brushed Light Gold</b> | 28 017 979-27 |
|---|---|---------------|

Required miscellaneous

|   |  |                    |
|---|--|--------------------|
|  | <b>Hand shower FlowReduce - Brushed Light Gold</b> | 28 018 979-27 0010 |
|---|--|--------------------|

Required miscellaneous

|   |  |                    |
|---|--|--------------------|
|  | <b>Hand shower FlowReduce - Brushed Light Gold</b> | 28 012 979-27 0010 |
|---|--|--------------------|

Required miscellaneous

|   |   |                    |
|---|---|--------------------|
|  | <b>SERIES-VARIOUS Hand shower FlowReduce - Brushed Light Gold</b> | 28 029 979-27 0010 |
|---|---|--------------------|

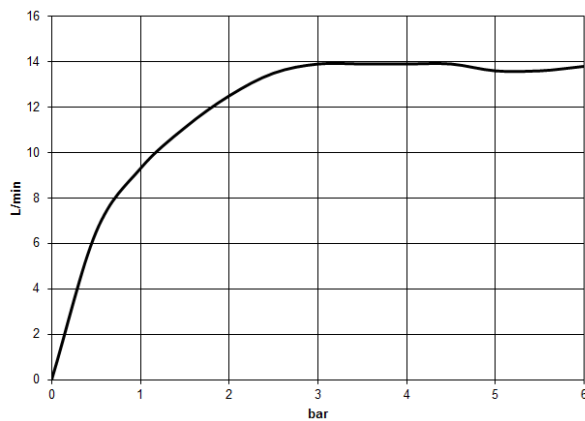
## Showerpipe with shower thermostat without hand shower - Brushed Light Gold SERIES SPECIFIC

34 460 979 Product version from 4/1/2024

mm [inches]  
1:10



### Flow rate chart



### Codes & Standards

DIN 4109

ISO 3822

Scottish Water  
Byelaws

UK Water Supply  
Regulations

Ü-Zeichen



## Showerpipe with shower thermostat without hand shower - Brushed Light Gold    SERIES SPECIFIC

---

34 460 979    Product version from 4/1/2024

### Certificates and sustainability

---

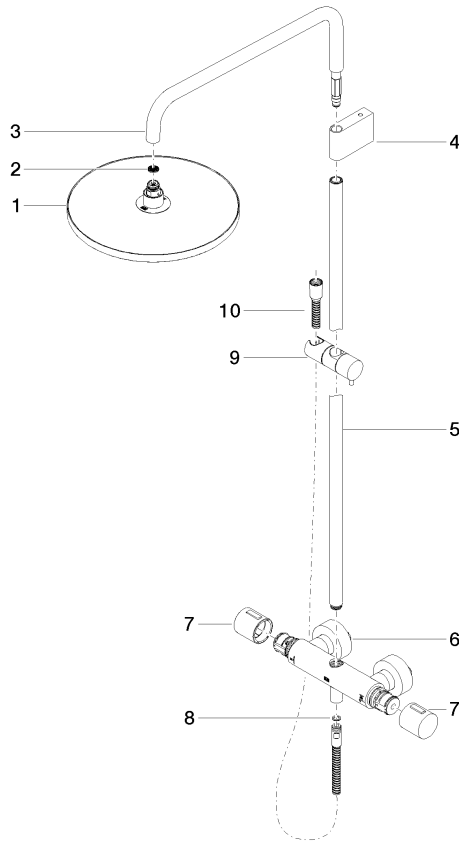
WRAS\_2204

LGA\_38

## Showerpipe with shower thermostat without hand shower - Brushed Light Gold SERIES SPECIFIC

34 460 979 Product version from 4/1/2024

Parts for other  
finishes can be found  
here: [Chrome](#)



### Spare parts list

| No. | Item Number        | Name   | Quantity used | Delivery time |
|-----|--------------------|--|---------------|---------------|
| 3   | 90 28 22 348 00-27 | pipe   | 1.00          | 30            |
| 2   | 09 23 01 039 90    | sieve  | 1.00          | 2             |
| 6   | 04 17 01 250 00-27 | connection   | 1.00          | 60            |
| 4   | 90 17 11 150 00-27 | holder   | 1.00          | 30            |
| 8   | 90 14 20 026 00 90 | seal   | 1.00          | 2             |
| 7   | 90 17 33 015 00-27 | handle   | 2.00          | 30            |
| 9   | 12 570 970-27      | Slide unit - Brushed Light Gold                              | 1.00          | 30            |
| 5   | 90 28 22 349 00-27 | pipe   | 1.00          | 30            |
| 1   | 04 12 05 091 00-27 | shower   | 1.00          | 60            |
| 10  | 28 322 970-27      | Metal shower hose 1/2" x 3/8" x 1750 mm - Brushed Light Gold | 1.00          | 30            |