













TARA Concealed three-way diverter - Brushed Platinum

TARA

36 210 882 Product version from 4/1/2022



- rotary diverter
- rosette 60 mm
- WRAS

	Brushed Platinum	36 210 882-06
	Chrome	36 210 882-00
	Platinum	36 210 882-08
	Dark Chrome	36 210 882-19
	Brushed Durabronze (23kt Gold)	36 210 882-28
	Matte Black	36 210 882-33
	Brushed Dark Brass	36 210 882-39
	Brushed Bronze	36 210 882-42
	Brushed Champagne (22kt Gold)	36 210 882-46
	Champagne (22kt Gold)	36 210 882-47
	Brushed Chrome	36 210 882-93
	Brushed Dark Platinum	36 210 882-99

Required miscellaneous



- Concealed three-way diverter -** 35 203 970 90
- max. recess depth 160 mm
 - min. recess depth 85 mm

mm [inches]



Flow rate chart



Codes & Standards

DIN 4109	ISO 3822	Scottish Water Byelaws	UK Water Supply Regulations
----------	----------	---------------------------	--------------------------------

Ü-Zeichen



TARA Concealed three-way diverter - Brushed Platinum

TARA

36 210 882 Product version from 4/1/2022

Certificates and sustainability

LGA_38

WRAS_2307



Spare parts list

No.	Item Number	Name	Quantity used	Delivery time
4	09 27 89 117-06	rosette	1.00	10
5	09 31 11 294 90	pin	1.00	2
7	09 24 05 002 90	nipple	1.00	2
16	04 18 20 022 00-06	angle	1.00	10
15	90 12 12 219 00-06	base	1.00	10
12	04 20 88 052 10-06	handle	1.00	10
17	09 20 88 052-06	handle	1.00	10
8	09 29 06 022 90	spindle	1.00	2
10	90 12 12 002 00 90	fixing cap	1.00	2
11	09 21 02 144-06	sleeve	1.00	10
3	90 21 02 181 00 90	disc	1.00	2
1	90 90 03 303 10 90	diverter	1.00	2
13	90 30 30 075 00 90	screw	1.00	2
9	90 14 10 060 00 90	seal	1.00	2
2	90 23 30 023 00 90	nut	1.00	2
6	90 14 15 020 03 90	ring	1.00	2
14	90 30 11 029 00 90	disc	1.00	2