

TARA Concealed thermostat with one function volume control - Dark Chrome

TARA

36 425 892 Product version from 5/1/2022



- cover plate Ø 150 mm
- temperature control handle with safety limit stop at 38°C
- hot water temperature limiter, can be preset
- WRAS

	Dark Chrome	36 425 892-19
	Chrome	36 425 892-00
	Brushed Platinum	36 425 892-06
	Platinum	36 425 892-08
	Brushed Durabronze (23kt Gold)	36 425 892-28
	Matte Black	36 425 892-33
	Brushed Dark Brass	36 425 892-39
	Brushed Bronze	36 425 892-42
	Brushed Champagne (22kt Gold)	36 425 892-46
	Champagne (22kt Gold)	36 425 892-47
	Brushed Chrome	36 425 892-93
	Brushed Dark Platinum	36 425 892-99

Required miscellaneous



Concealed thermostat -

- min. recess depth 80 mm
- max. recess depth 136 mm

35 425 970 90

Required miscellaneous

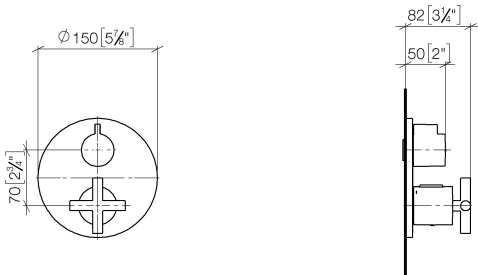


Concealed thermostat with built-in isolators -

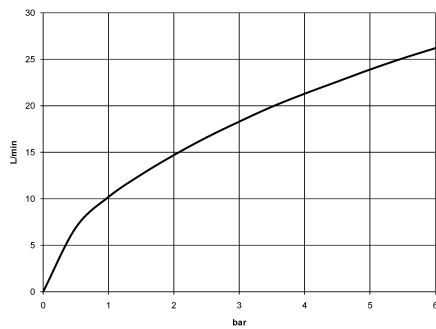
- min. recess depth 80 mm
- max. recess depth 136 mm

35 426 970 90

mm [inches]



Flow rate chart



Codes & Standards

DIN 4109

EN 1111

ISO 3822

Scottish Water
Byelaws

UK Water Supply
Regulations

Ü-Zeichen

VA-Zeichen



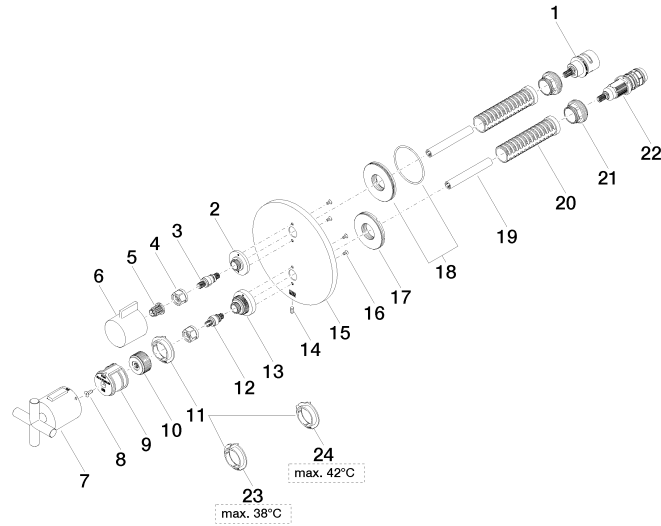
TARA Concealed thermostat with one function volume control - Dark Chrome

TARA

36 425 892 Product version from 5/1/2022

Certificates and sustainability

LGA_19	ETA_20	LGA_19	WRAS_250402
--------	--------	--------	-------------



Spare parts list

No.	Item Number	Name	Quantity used	Delivery time
17	09 30 01 296 90	disc	1.00	2
18	90 30 01 190 00 90	disc	1.00	2
21	09 24 04 257 90	nut	2.00	2
1	90 90 03 166 00 90	top	1.00	2
7	90 17 33 022 00-19	handle	1.00	20
11	09 28 10 187 90	regulator	1.00	2
15	09 11 02 242-19	plate	1.00	20
23	09 28 10 188 90	regulator	1.00	2
24	09 28 10 189 90	regulator	1.00	2
16	09 30 30 157 90	screw	4.00	2
2	09 12 12 053-19	base	1.00	20
22	90 15 02 013 00 90	cartridge	1.00	2
13	09 12 12 051-19	base	1.00	20
10	09 12 12 054 90	base	1.00	2
14	09 31 11 134 90	pin	1.00	2
6	09 20 67 006-19	handle	1.00	20
5	90 12 12 002 00 90	fixing cap	1.00	2
8	90 30 30 124 00 90	screw	1.00	2
19	90 23 01 124 00 90	sleeve	2.00	2
9	90 12 12 052 00 90	base	1.00	2
12	04 29 06 024 01-00	spindle	1.00	10
20	90 18 40 077 01 90	spindle	2.00	2
4	90 23 30 023 00 90	nut	2.00	2
3	04 29 06 111 01-00	spindle	1.00	10