









SYMETRICS Wall valve anti-clockwise closing 1/2" - Chrome

SYMETRICS

36 607 985 Product version from 6/1/2024



- rosette 60 x 60 mm
- head part with cut-to-length spindle and sleeve
- WRAS

| | | |
|---|----------------------------------|---------------|
|  | Chrome | 36 607 985-00 |
|  | Brushed Platinum | 36 607 985-06 |
|  | Platinum | 36 607 985-08 |
|  | Dark Chrome | 36 607 985-19 |
|  | Brushed Light Gold | 36 607 985-27 |
|  | Brushed Durabrass (23kt Gold) | 36 607 985-28 |
|  | Brushed Chrome | 36 607 985-93 |
|  | Brushed Dark Platinum | 36 607 985-99 |

Required miscellaneous

- | | | |
|--|---|---------------|
|  | Wall valve 1/2" - • max. recess depth 145 mm • min. recess depth 75 mm | 35 607 970 90 |
|--|---|---------------|



SYMETRICS Wall valve anti-clockwise closing 1/2" - Chrome

SYMETRICS

36 607 985 Product version from 6/1/2024

mm [inches]



Codes & Standards

| | | | |
|----------------|----------|------------------------|-----------------------------|
| ASME A112.18.1 | cUPC | DIN 4109 | EN 1111 |
| EN 200 | ISO 3822 | Scottish Water Byelaws | UK Water Supply Regulations |

Ü-Zeichen

Certificates and sustainability

| | | | | |
|-----------------|--------------|--------|-----------|-----------------|
| DVGW_DW-6501DN0 | WRAS_2011 | LGA_29 | WRAS_2010 | DVGW_DW-6512DN0 |
| LGA_29 | IAPMO_4976 (| | | |



Spare parts list

| No. | Item Number | Name | Quantity used | Delivery time |
|-----|--------------------|------------|---------------|---------------|
| 6 | 09 27 98 014-00 | rosette | 1.00 | 10 |
| 2 | 09 12 12 005 90 | fixing cap | 1.00 | 2 |
| 3 | 09 12 12 043-00 | base | 1.00 | 10 |
| 8 | 90 90 03 202 00 90 | top | 1.00 | 2 |
| 7 | 09 21 02 151 90 | sleeve | 1.00 | 2 |
| 1 | 09 20 98 002-00 | handle | 1.00 | 10 |
| 4 | 09 14 10 017 90 | seal | 1.00 | 2 |
| 5 | 90 31 11 004 00 90 | pin | 1.00 | 2 |