






SYMETRICS Wall valve anti-clockwise closing 1/2" - Brushed Light Gold

SYMETRICS

36 607 985
Product version from 6/1/2024



- rosette 60 x 60 mm
- head part with cut-to-length spindle and sleeve
- WRAS

	Brushed Light Gold	36 607 985-27
	Chrome	36 607 985-00
	Brushed Platinum	36 607 985-06
	Platinum	36 607 985-08
	Dark Chrome	36 607 985-19
	Brushed Durabronze (23kt Gold)	36 607 985-28
	Brushed Chrome	36 607 985-93
	Brushed Dark Platinum	36 607 985-99



SYMETRICS Wall valve anti-clockwise closing 1/2" - Brushed Light Gold

SYMETRICS

36 607 985 Product version from 6/1/2024

mm [inches]



Codes & Standards

DIN 4109	EN 1111	ISO 3822	Scottish Water Byelaws
UK Water Supply Regulations	Ü-Zeichen		

Certificates and sustainability

WRAS_2011	LGA_29	WRAS_2010	DVGW_DW- 6512DN0
-----------	--------	-----------	---------------------

36 607 985 Product version from 6/1/2024

Parts for other
finishes can be found
here: [Chrome](#)



Spare parts list

No.	Item Number	Name	Quantity used	Delivery time
	7 09 21 02 151 90	sleeve	1.00	2
	5 90 31 11 004 00 90	pin	1.00	2
	8 90 90 03 202 00 90	top	1.00	2
	4 09 14 10 017 90	seal	1.00	2
	6 09 27 98 014-27	rosette	1.00	60
	3 09 12 12 043-27	base	1.00	60
	1 09 20 98 002-27	handle	1.00	60
	2 09 12 12 005 90	fixing cap	1.00	2