

## IMO Washstand fitting with electronic opening and closing function without pop-up waste - Platinum








IMO

44 521 670 Product version from 6/1/2024



- Infrared sensor technology
- 165mm projection
- height of mixer 319 mm
- height up to aerator 268 mm
- hole diameter 35 mm
- fixed spout
- max. flow 5.7 l/min
- rectangular, air-enriched flow
- suitable for thermal disinfection
- Automatic shut-off after pre-set time is reached
- Indirect temperature control (undercounter)
- Control box included
- Adjustable sensor detection range
- Battery or plug-in power supply operated (batteries not included)
- 4x AA (1.5V) batteries required
- lead-free
- 1x screw-in M 8 x 1 pressure hose, leak-tested
- This product can help a building meet the requirements of Green Building Rating Systems, e.g. LEED®, BREEAM®, DGNB
- WRAS

Batteries not included

	Platinum	44 521 670-08
	Chrome	44 521 670-00
	Brushed Platinum	44 521 670-06
	Brushed Light Gold	44 521 670-27
	Brushed Durabronze (23kt Gold)	44 521 670-28
	Matte Black	44 521 670-33
	Brushed Chrome	44 521 670-93

# IMO Washstand fitting with electronic opening and closing function without pop-up waste - Platinum

IMO

44 521 670 Product version from 6/1/2024

mm [inches]  
1:5



## Flow rate chart



## Codes & Standards

DIN 4109

EN 1717

ISO 3822

Scottish Water  
Byelaws

UK Water Supply  
Regulations

Ü-Zeichen



## IMO Washstand fitting with electronic opening and closing function without pop-up waste - Platinum

IMO

---

44 521 670 Product version from 6/1/2024

Certificates and sustainability

---

Belgaqua\_23-210-2 LGA\_38

WRAS\_2211

## IMO Washstand fitting with electronic opening and closing function without pop-up waste - Platinum

IMO

44 521 670 Product version from 6/1/2024

Parts for other  
finishes can be found  
here: [Chrome](#)



### Spare parts list

No.	Item Number	Name	Quantity used	Delivery time
3	09 31 20 027 10-00	plug	1.00	10
1	90 28 22 376 00-08	spout	1.00	40
2	09 14 10 132 90	seal	1.00	2
8	90 30 50 081 00 90	valve	1.00	2
5	04 23 10 044 08 90	fixing set	1.00	2
6	12 506 970 90	High pressure hoses -	1.00	2
7	09 24 03 185-00	nipple	1.00	10
4	04 30 04 100 00 90	hose	1.00	2
9	90 10 01 247 00 90	valve box	1.00	2