

Concealed single-lever mixer with integrated shower connection with shower set - Brushed Dark Platinum



IMO

ST 050 205 7979



Fits: IMO, MEM, CL.1

- cover plate 80 x 80 mm
  - metal shower hose 1750mm with integrated anti-twist protection
  - slide bar
  - Pipe diameter 18 mm
  - Four settings: COMPACT RAIN, COMPACT SOFT FLOW, COMPACT AQUAPRESSURE FLOW, COMPACT CASCADE, max. flow rate l/min (at 3 bar)
  - spray head Ø 120mm
- Intrinsic protection against back flow.**

	Brushed Dark Platinum	ST 050 205 7979-99
	Chrome	ST 050 205 7979-00
	Brushed Platinum	ST 050 205 7979-06
	Platinum	ST 050 205 7979-08
	Dark Chrome	ST 050 205 7979-19
	Brushed Durabrass (23kt Gold)	ST 050 205 7979-28
	Brushed Champagne (22kt Gold)	ST 050 205 7979-46
	Champagne (22kt Gold)	ST 050 205 7979-47
	Brushed Chrome	ST 050 205 7979-93

Individual components of this set

You need the following components for this set



1x 28 012 979-99



1x 36 013 970-99

# Concealed single-lever mixer with integrated shower connection with shower set - Brushed Dark Platinum

IMO



























ST 050 205 7979



- Four settings: COMPACT RAIN, COMPACT SOFT FLOW, COMPACT AQUAPRESSURE FLOW, COMPACT CASCADE, max. flow rate 15 l/min (at 3 bar)
- with anti-scale system
- spray head Ø 120mm
- 1/2" connection

Intrinsic protection against back flow.

Fits: IMO, LULU, MADISON, MEM, TARA, CL.1, LISSÉ, VAIA, META, CYO

	Brushed Dark Platinum	28 012 979-9
	Chrome	28 012 979-0
	Chrome	28 012 979-00 001
	Brushed Platinum	28 012 979-06 001
	Brushed Platinum	28 012 979-0
	Platinum	28 012 979-08 001
	Platinum	28 012 979-0
	Dark Chrome	28 012 979-1
	Dark Chrome	28 012 979-19 001
	Light Gold	28 012 979-2
	Light Gold	28 012 979-26 001
	Brushed Light Gold	28 012 979-2
	Brushed Light Gold	28 012 979-27 001
	Brushed Durabass (23kt Gold)	28 012 979-2
	Brushed Durabass (23kt Gold)	28 012 979-28 001
	Matte Black	28 012 979-33 001
	Matte Black	28 012 979-3
	Brushed Bronze	28 012 979-42 001
	Brushed Bronze	28 012 979-4
	Brushed Champagne (22kt Gold)	28 012 979-4
	Brushed Champagne (22kt Gold)	28 012 979-46 001
	Champagne (22kt Gold)	28 012 979-4
	Champagne (22kt Gold)	28 012 979-47 001
	Brushed Chrome	28 012 979-9
	Brushed Chrome	28 012 979-93 001
	Brushed Dark Platinum	28 012 979-99 001



Concealed single-lever mixer with integrated shower connection with shower set - Brushed Dark Platinum

IMO

ST 050 205 7979

19  
—  
10  
—  
0  
—  
0  
—  
16  
—  
0  
—  
18  
—  
9  
—  
0  
—  
16  
—  
0  
—  
17  
—  
0  
—  
18  
—  
0  
—  
0  
—  
13  
—  
0  
—  
2  
—  
6  
—  
0  
—  
7  
—  
0  
—  
13  
—  
0  
—  
0  
—



## Concealed single-lever mixer with integrated shower connection with shower set - Brushed Dark Platinum

---

IMO

ST 050 205 7979



## Concealed single-lever mixer with integrated shower connection with shower set - Brushed Dark Platinum

---

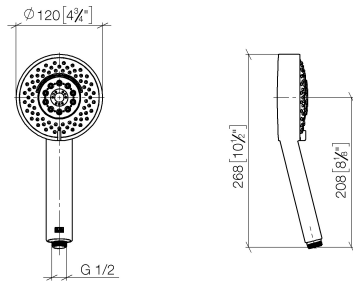
IMO

ST 050 205 7979

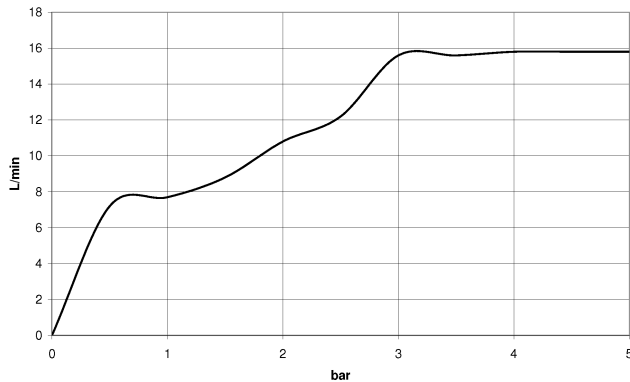
# Concealed single-lever mixer with integrated shower connection with shower set - Brushed Dark Platinum

IMO

ST 050 205 7070  
mm [inches]



Flow rate chart



## Certificates

LGA\_29



Concealed single-lever mixer with integrated shower connection with shower set - Brushed Dark Platinum

IMO

ST 050 205 7979

Codes & Standards

DIN 4109	ISO 3822	Ü-Zeichen
----------	----------	-----------



## Concealed single-lever mixer with integrated shower connection with shower set - Brushed Dark Platinum

---

IMO

ST 050 205 7979



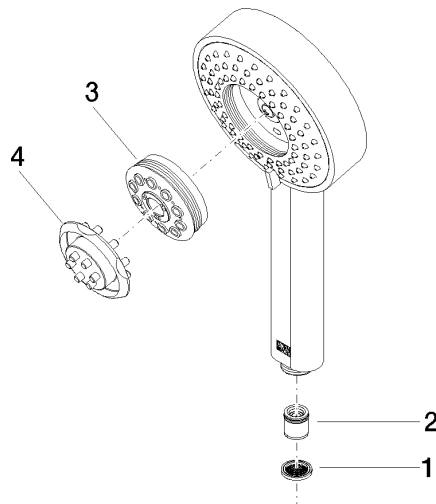
# Concealed single-lever mixer with integrated shower connection with shower set - Brushed Dark Platinum

IMO

ST 050 205 7979

**Product version from 4/1/2024**

Parts for other  
finishes can be found  
here: [Chrome](#)





Concealed single-lever mixer with integrated shower connection with shower set - Brushed Dark Platinum

IMO

ST 050 205 7979

Spare parts list

Product version from 4/1/2024

No.	Item Number	Name	Quantity used	Delivery time
	09 23 01 039 90	sieve	4	2

Concealed single-lever mixer with integrated shower connection with shower set - Brushed Dark Platinum

IMO

ST 050 205 7979



Fits: IMO, MEM, CL.1

- cover plate 80 x 80 mm
- metal shower hose 1750mm with integrated anti-twist protection
- slide bar
- Pipe diameter 18 mm
- WRAS 2011027

**This article does not include a hand shower!**





**Intrinsic protection against back flow.**

**Article cannot be extended, please check the depth of the installation location!**

This article does not include a hand shower!

Intrinsic protection against back flow.

Article cannot be extended, please check the depth of the installation location!

	Brushed Dark Platinum	36 013 970-9
	Chrome	36 013 970-0
	Brushed Platinum	36 013 970-0
	Platinum	36 013 970-0
	Dark Chrome	36 013 970-1
	Brushed Durabrass (23kt Gold)	36 013 970-2
	Matte Black	36 013 970-3
	Brushed Champagne (22kt Gold)	36 013 970-4
	Champagne (22kt Gold)	36 013 970-4
	Brushed Chrome	36 013 970-9

# Concealed single-lever mixer with integrated shower connection with shower set - Brushed Dark Platinum

IMO

ST 050 205 7979

19  
—  
10  
—  
16  
—  
18  
—  
9  
—  
18  
—  
13  
—  
6  
—  
7  
—  
13  
—

## Required miscellaneous



**Concealed wall mounting -**  
• max. recess depth 103 mm  
• min. recess depth 78 mm

35 003 970 90

## Required miscellaneous



**Hand shower FlowReduce -  
Brushed Dark Platinum**

28 016 979-99  
0010

## Required miscellaneous



**Hand shower FlowReduce -  
Brushed Dark Platinum**

28 012 979-99  
0010

## Required miscellaneous



**Hand shower - Brushed Dark  
Platinum**

28 017 979-99

## Required miscellaneous



**Hand shower - Brushed Dark  
Platinum**

28 016 979-99

## Required miscellaneous



**Hand shower - Brushed Dark  
Platinum**

28 012 979-99

## Required miscellaneous



**Hand shower - Brushed Dark  
Platinum**

28 018 979-99

## Required miscellaneous



**Hand shower FlowReduce -  
Brushed Dark Platinum**

28 018 979-99  
0010

## Required miscellaneous



**SERIES-VARIOUS Hand shower -  
Brushed Dark Platinum**

28 029 979-99  
0010

## Required miscellaneous



**SERIES-VARIOUS Hand shower -  
Brushed Dark Platinum**

28 029 979-99

## Required miscellaneous



**SERIES-VARIOUS Hand shower -  
Brushed Dark Platinum**

28 025 979-99  
0010

## Required miscellaneous

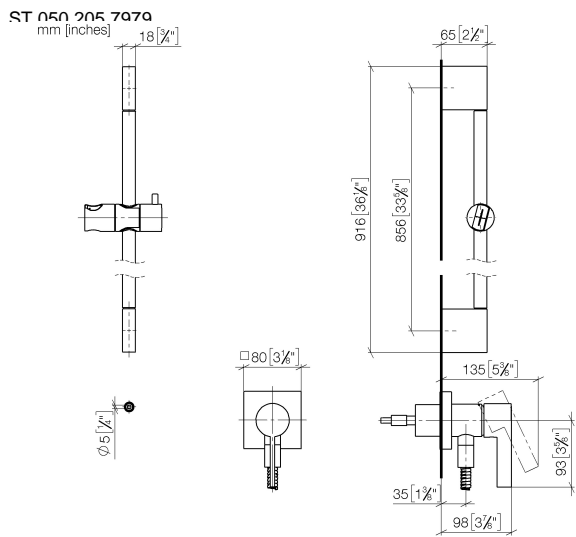


**SERIES-VARIOUS Hand shower -  
Brushed Dark Platinum**

28 027 979-99  
0010

**Concealed single-lever mixer with integrated shower connection with shower set - Brushed Dark Platinum**

IMO



**Certificates**

Belgaqua\_21-025-2 LGA\_29

WRAS\_2011



Concealed single-lever mixer with integrated shower connection with shower set - Brushed Dark Platinum

IMO

ST 050 205 7979

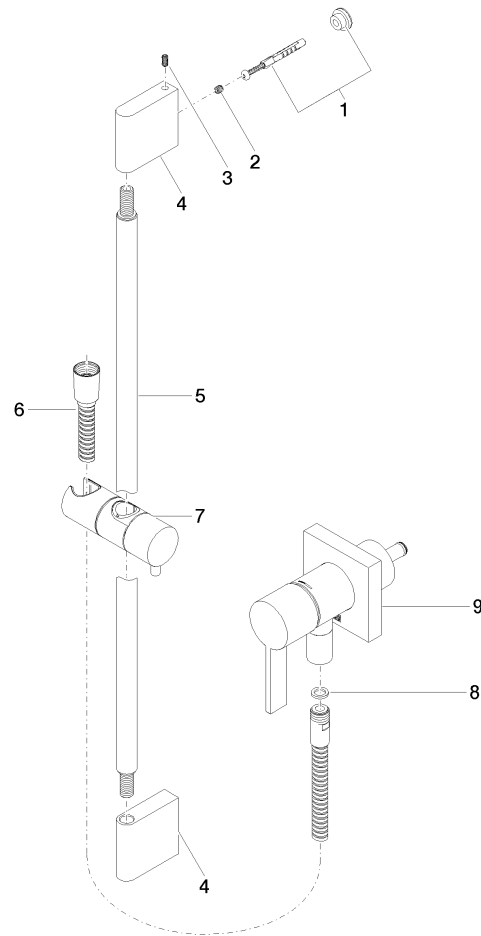
Codes & Standards

DIN 4109	EN 1717	ISO 3822	Scottish Water Byelaws
UK Water Supply Regulations	Ü-Zeichen		

# Concealed single-lever mixer with integrated shower connection with shower set - Brushed Dark Platinum

IMO

ST 050 205 7979





Concealed single-lever mixer with integrated shower connection with shower set - Brushed Dark Platinum

IMO

ST 050 205 7979

Spare parts list

No.	Item Number	Name	Quantity used	Delivery time
	05 17 20 726 02 90	fixing set	12	2