

WATER FALL Cascade spout with individual jets for wall mounting - Brushed Dark Brass SERIES-VARIOUS















13 425 979 Product version from 10/1/2023



- PEARLSTREAM
- Max. flow rate 9.5 l/min (at 3 bar)
- Function from: l/min

**Technical data:**

- plate 240 mm x 60 mm
- 22mm projection
- connection 1/2", for shortening
- plug-link mounting

|   |                               |               |
|---|-------------------------------|---------------|
|    | Brushed Dark Brass            | 13 425 979-39 |
|    | Chrome                        | 13 425 979-00 |
|    | Brushed Platinum              | 13 425 979-06 |
|    | Platinum                      | 13 425 979-08 |
|    | Dark Chrome                   | 13 425 979-19 |
|    | Light Gold                    | 13 425 979-26 |
|    | Brushed Light Gold            | 13 425 979-27 |
|    | Brushed Durabrass (23kt Gold) | 13 425 979-28 |
|    | Matte Black                   | 13 425 979-33 |
|   | Brushed Bronze                | 13 425 979-42 |
|  | Brushed Champagne (22kt Gold) | 13 425 979-46 |
|  | Champagne (22kt Gold)         | 13 425 979-47 |
|  | Brushed Chrome                | 13 425 979-93 |
|  | Brushed Dark Platinum         | 13 425 979-99 |

# WATER FALL Cascade spout with individual jets for wall mounting - Brushed Dark Brass

SERIES-VARIOUS

13 425 979 Product version from 10/1/2023  
mm [inches]



Flow rate chart



Trajectory diagram



## Codes & Standards

DIN 4109

ISO 3822

Ü-Zeichen



## WATER FALL Cascade spout with individual jets for wall mounting - Brushed Dark Brass

SERIES-VARIOUS

---

13 425 979 Product version from 10/1/2023

Certificates and sustainability

---

LGA\_19

# WATER FALL Cascade spout with individual jets for wall mounting - Brushed Dark Brass

SERIES-VARIOUS

13 425 979 Product version from 10/1/2023

Parts for other finishes can be found here: [Chrome](#)



## Spare parts list

| No. | Item Number        | Name       | Quantity used | Delivery time |
|-----|--------------------|------------|---------------|---------------|
| 3   | 09 17 97 053 90    | holder     | 1.00          | 2             |
| 7   | 09 17 01 185 20-39 | spout      | 1.00          | 60            |
| 1   | 04 30 31 024 01 90 | fixing set | 1.00          | 2             |
| 2   | 09 14 05 009 90    | seal       | 1.00          | 2             |
| 4   | 90 24 03 199 00 90 | connection | 1.00          | 2             |
| 6   | 09 31 11 144 90    | pin        | 2.00          | 2             |
| 8   | 90 29 03 071 00 90 | insert     | 1.00          | 2             |
| 5   | 90 31 20 087 00-39 | plug       | 1.00          | 30            |