
















WATER FALL Cascade spout with individual jets for wall mounting - Brushed Dark Platinum


SERIES-VARIOUS

13 425 979 Product version from 10/1/2023			
	• 22mm projection		Brushed Dark Platinum 13 425 979-99
	• PEARLSTREAM		Chrome 13 425 979-00
	• plate 240 mm x 60 mm		Brushed Platinum 13 425 979-06
	• connection 1/2", for shortening		Platinum 13 425 979-08
	• plug-link mounting		Dark Chrome 13 425 979-19
	• Max. flow rate 9.5 l/min (at 3 bar)		Light Gold 13 425 979-26
			Brushed Light Gold 13 425 979-27
			Brushed Durabrass (23kt Gold) 13 425 979-28
			Matte Black 13 425 979-33
			Brushed Bronze 13 425 979-42
			Brushed Champagne (22kt Gold) 13 425 979-46
			Champagne (22kt Gold) 13 425 979-47
			Brushed Chrome 13 425 979-93

Recommended miscellaneous

	Concealed wall elbow -	35 085 970 90
	• max. recess depth 163 mm	
	• min. recess depth 90 mm	

Recommended miscellaneous

	Concealed wall elbow -	35 085 970 90
	• max. recess depth 163 mm	
	• min. recess depth 90 mm	



WATER FALL Cascade spout with individual jets for wall mounting - Brushed Dark Platinum

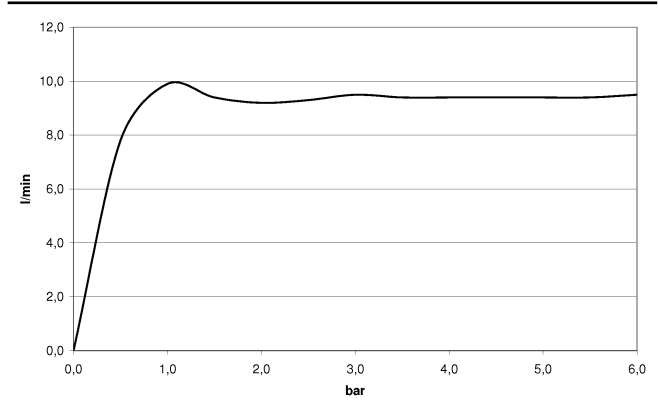
SERIES-VARIOUS

13 425 979 Product version from 10/1/2023

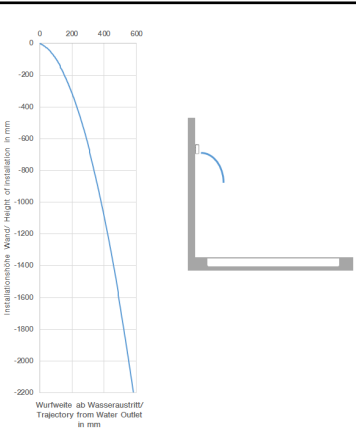
mm [inches]



Flow rate chart



Trajectory diagram



Codes & Standards

ASME A112.18.1	cUPC	DIN 4109	ISO 3822
----------------	------	----------	----------

Ü-Zeichen



WATER FALL Cascade spout with individual jets for wall mounting - Brushed Dark Platinum

SERIES-VARIOUS

13 425 979 Product version from 10/1/2023

Certificates and sustainability

LGA_19

IAPMO_4976



Spare parts list

No.	Item Number	Name	Quantity used	Delivery time
7	09 17 01 185 20-99	spout	1.00	20
8	90 29 03 071 00 90	insert	1.00	2
3	09 17 97 053 90	holder	1.00	2
5	90 31 20 087 00-99	plug	1.00	20
6	09 31 11 144 90	pin	2.00	2
4	90 24 03 199 00 90	connection	1.00	2
2	09 14 05 009 90	seal	1.00	2
1	04 30 31 024 01 90	fixing set	1.00	2