








MEM Bath spout without diverter for free-standing assembly - Platinum

MEM

13 672 780 Product version from 9/30/2005



- 280mm projection
- cascade
- total height 830 - 900 mm
- height up to aerator 665 – 735 mm
- push-on rosette 130 x 130 mm
- max. flow 47.8 l/min at 3 bar flow pressure
- WRAS

	Platinum	13 672 780-08
	Chrome	13 672 780-00
	Brushed Platinum	13 672 780-06
	Dark Chrome	13 672 780-19
	Brushed Durabronze (23kt Gold)	13 672 780-28
	Brushed Champagne (22kt Gold)	13 672 780-46
	Champagne (22kt Gold)	13 672 780-47

Required miscellaneous



- Concealed floor mounting -**
- max. recess depth 150 mm
 - min. recess depth 80 mm

35 945 970 90

13 672 780 Product version from 9/30/2005

mm [inches]



Flow rate chart



Codes & Standards

ASME A112.18.1	cUPC	DIN 4109	ISO 3822
----------------	------	----------	----------

Scottish Water Byelaws	UK Water Supply Regulations	Ü-Zeichen
---------------------------	--------------------------------	-----------



MEM Bath spout without diverter for free-standing assembly - Platinum

MEM

13 672 780 Product version from 9/30/2005

Certificates and sustainability

IAPMO_4976	WRAS_2005	LGA_18	WRAS_250602
------------	-----------	--------	-------------



Spare parts list

No.	Item Number	Name	Quantity used	Delivery time
2	09 14 10 084 90	seal	1.00	2
3	09 14 10 018 90	seal	1.00	2
1	04 28 22 183 00-08	spout	1.00	60
5	09 14 03 106 90	seal	1.00	2
4	09 27 78 022-08	rosette	1.00	60