









VAIA Bath spout for wall mounting - Champagne (22kt Gold)

VAIA

13 801 809 Product version from 3/13/2017



- 200mm projection
- circular normal flow
- hole diameter 37 mm
- rosette Ø 60 mm
- 1/2" connection
- max. flow 21.5 l/min at 3 bar flow pressure
- WRAS

	Champagne (22kt Gold)	13 801 809-47
	Chrome	13 801 809-00
	Brushed Platinum	13 801 809-06
	Platinum	13 801 809-08
	Dark Chrome	13 801 809-19
	Brushed Durabronze (23kt Gold)	13 801 809-28
	Brushed Dark Bronze	13 801 809-39
	Brushed Bronze	13 801 809-42
	Brushed Champagne (22kt Gold)	13 801 809-46
	Brushed Dark Platinum	13 801 809-99

Recommended miscellaneous

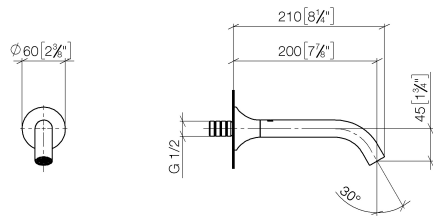
Concealed wall elbow -

35 085 970 90



- max. recess depth 163 mm
- min. recess depth 90 mm

mm [inches]



Flow rate chart



Codes & Standards

DIN 4109

ISO 3822

Scottish Water
Byelaws

UK Water Supply
Regulations

Ü-Zeichen



VAIA Bath spout for wall mounting - Champagne (22kt Gold)

VAIA

13 801 809 Product version from 3/13/2017

Certificates and sustainability

WRAS_2306

LGA_29



Spare parts list

No.	Item Number	Name	Quantity used	Delivery time
1	09 24 03 269 90	nipple	1.00	2
3	09 27 80 014-47	rosette	1.00	30
2	09 14 10 084 90	seal	1.00	2
4	90 28 22 315 00-47	spout	1.00	30