

MEM Deck valve clockwise closing cold - Brushed Platinum

MEM

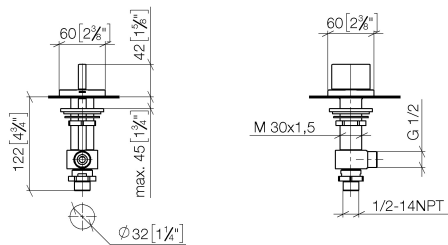
20 004 782    Product version from 9/1/2022



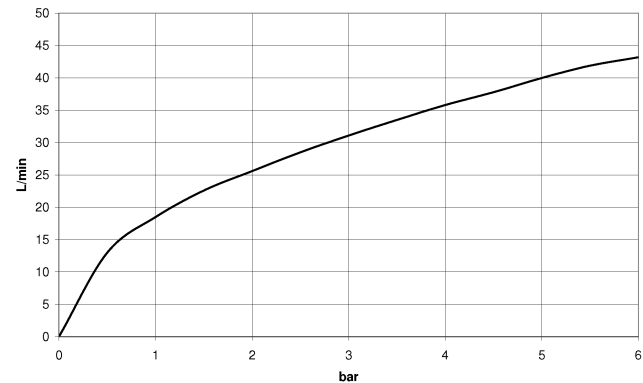
- With hammered effect texture
- hole diameter 32 mm
- rosette 60 x 60 mm
- with cold marking
- WRAS

	Brushed Platinum	20 004 782-06
	Chrome	20 004 782-00
	Platinum	20 004 782-08
	Dark Chrome	20 004 782-19
	Brushed Durabrass (23kt Gold)	20 004 782-28
	Brushed Champagne (22kt Gold)	20 004 782-46
	Champagne (22kt Gold)	20 004 782-47
	Brushed Dark Platinum	20 004 782-99

mm [inches]



Flow rate chart



Codes & Standards

ASME A112.18.1	cUPC	DIN 4109	ISO 3822
Scottish Water Byelaws	UK Water Supply Regulations	Ü-Zeichen	



MEM Deck valve clockwise closing cold - Brushed Platinum

MEM

20 004 782 Product version from 9/1/2022

Certificates and sustainability

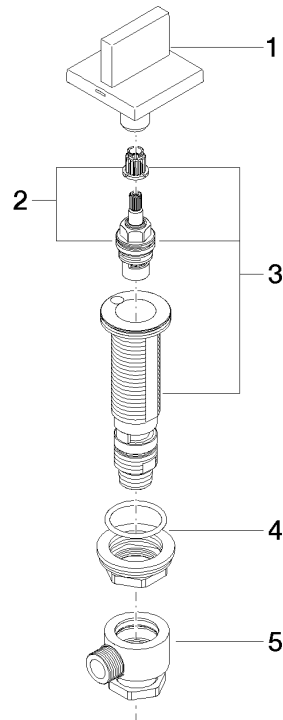
LGA\_28 IAPMO\_4976 WRAS\_2103

## MEM Deck valve clockwise closing cold - Brushed Platinum

MEM

20 004 782 Product version from 9/1/2022

Parts for other  
finishes can be found  
here: [Chrome](#)



### Spare parts list

No.	Item Number	Name	Quantity used	Delivery time
1	90 20 78 009 00-06	handle ( cold )	1.00	10
4	04 23 10 032 78 90	fixing set	1.00	2
2	90 90 03 133 00 90	top	1.00	2
3	04 17 11 058 33 90	side panel	1.00	2
5	04 17 11 023 10 90	distributor	1.00	2