








MADISON Single-hole bidet mixer with pop-up waste - Brushed Dark Brass
MADISON

24 510 360



- 125mm projection
- ball-joint pivotable through 15°
- circular, air-enriched flow
- height of mixer 88 mm
- height up to aerator 78 mm
- hole diameter 35 mm
- 2x screw-in M 10 x 1 pressure hose, leak-tested
- max. flow 7 l/min
- WRAS

| | | |
|---|-------------------------------|---------------|
|  | Brushed Dark Brass | 24 510 360-39 |
|  | Chrome | 24 510 360-00 |
|  | Brushed Platinum | 24 510 360-06 |
|  | Platinum | 24 510 360-08 |
|  | Durabrass (23kt Gold) | 24 510 360-09 |
|  | Brushed Durabrass (23kt Gold) | 24 510 360-28 |
|  | Brushed Dark Platinum | 24 510 360-99 |

24 510 360

mm [inches]



Flow rate chart



Codes & Standards

Scottish Water
Byelaws

UK Water Supply
Regulations



MADISON Single-hole bidet mixer with pop-up waste - Brushed Dark Brass

MADISON

24 510 360

Certificates and sustainability

WRAS_2310

24 510 360

Parts for other
finishes can be found
here: [Chrome](#)



23 ——— Ablassgarnitur 04.11.01.001.00-#