























## Shower head FlowReduce - Brushed Champagne (22kt Gold)

SERIES SPECIFIC

28 508 980 Product version from 5/15/2020



- 200mm projection
- ball-joint pivotable through 30°
- Three settings: COMPACT RAIN, COMPACT SOFT FLOW, COMPACT AQUAPRESSURE FLOW, max. flow rate 6.8 l/min (at 3 bar)
- with anti-scale system
- spray head Ø 92mm
- rosette 60 x 60 mm
- 1/2" connection
- This product can help a building meet the requirements of Green Building Rating Systems, e.g. LEED®, BREEAM®, DGNB

|   |                               |                    |
|---|-------------------------------|--------------------|
|    | Brushed Champagne (22kt Gold) | 28 508 980-46 0010 |
|    | Chrome                        | 28 508 980-00 0010 |
|    | Chrome                        | 28 508 980-00      |
|    | Brushed Platinum              | 28 508 980-06 0010 |
|    | Brushed Platinum              | 28 508 980-06      |
|    | Platinum                      | 28 508 980-08 0010 |
|    | Platinum                      | 28 508 980-08      |
|    | Dark Chrome                   | 28 508 980-19 0010 |
|    | Dark Chrome                   | 28 508 980-19      |
|   | Brushed Light Gold            | 28 508 980-27 0010 |
|  | Brushed Light Gold            | 28 508 980-27      |
|  | Brushed Durabrass (23kt Gold) | 28 508 980-28 0010 |
|  | Brushed Durabrass (23kt Gold) | 28 508 980-28      |
|  | Matte Black                   | 28 508 980-33      |
|  | Matte Black                   | 28 508 980-33 0010 |
|  | Brushed Champagne (22kt Gold) | 28 508 980-46      |
|  | Champagne (22kt Gold)         | 28 508 980-47 0010 |
|  | Champagne (22kt Gold)         | 28 508 980-47      |
|  | Brushed Chrome                | 28 508 980-93 0010 |
|  | Brushed Chrome                | 28 508 980-93      |
|  | Brushed Dark Platinum         | 28 508 980-99 0010 |
|  | Brushed Dark Platinum         | 28 508 980-99      |



Codes & Standards

|                |      |          |          |
|----------------|------|----------|----------|
| ASME A112.18.1 | cUPC | DIN 4109 | ISO 3822 |
|----------------|------|----------|----------|

Ü-Zeichen

Certificates and sustainability

|        |            |
|--------|------------|
| LGA_38 | IAPMO_4976 |
|--------|------------|

Parts for other  
finishes can be found  
here: [Chrome](#)



Spare parts list

| No.  | Item Number        | Name       | Quantity used | Delivery time |
|--|--------------------|------------|---------------|---------------|
| 1  | 09 27 98 003-46    | rosette    | 1.00          | 30            |
| 4  | 09 11 03 011-46    | connection | 1.00          | 30            |
| 5  | 04 12 11 110 30-46 | shower     | 1.00          | -             |
| Spare part can no longer be ordered, please order the replacement item |                    |            |               |               |
| 3  | 09 14 10 098 90    | seal       | 1.00          | 2             |
| 2  | 09 31 11 048 90    | pin        | 1.00          | 2             |