

LISSÉ Single-lever basin mixer with pop-up waste - Matte Black








LISSÉ

33 500 845 Product version from 3/9/2016 to 10/31/2018



- 130mm projection
- 1 1/4" pop-up waste
- fixed spout
- circular, air-enriched flow
- height of mixer 127 mm
- height up to aerator 75 mm
- hole diameter 35 mm
- 2x screw-in M 8 x 1 pressure hose, leak-tested
- max. flow 5.7 l/min
- lead-free
- This product can help a building meet the requirements of Green Building Rating Systems, e.g. LEED®, BREEAM®, DGNB
- WRAS

Only suitable for basins with an overflow.

	Matte Black	33 500 845-33
	Chrome	33 500 845-00
	Brushed Platinum	33 500 845-06
	Dark Chrome	33 500 845-19
	Brushed Light Gold	33 500 845-27
	Brushed Chrome	33 500 845-93
	Brushed Dark Platinum	33 500 845-99



LISSE Single-lever basin mixer with pop-up waste - Matte Black

LISSE

33 500 845 Product version from 3/9/2016 to 10/31/2018

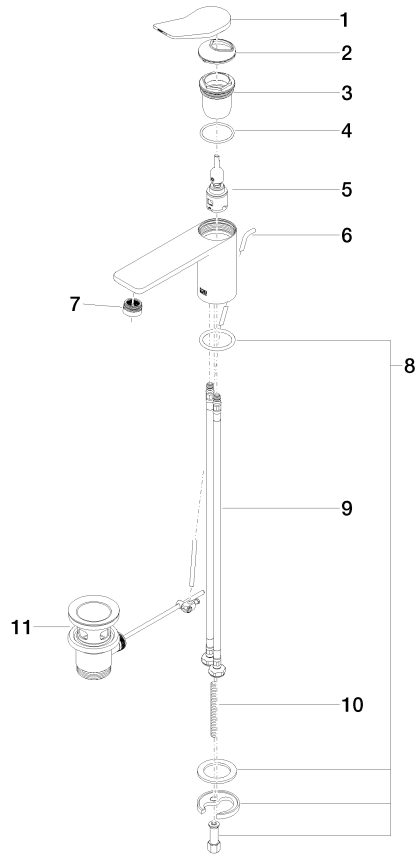
Certificates and sustainability

LGA_29

GDV_0400

33 500 845 Product version from 3/9/2016 to 10/31/2018

Parts for other
finishes can be found
here: [Chrome](#)



Spare parts list

No.	Item Number	Name	Quantity used	Delivery time
6	09 31 09 120-33	pull-rod	1.00	30
7	90 23 01 161 01-33	aerator	1.00	30
9	04 30 04 100 00 90	hose	2.00	2
10	09 31 11 011 90	pin	1.00	2
4	09 14 10 038 90	seal	1.00	2
3	09 23 10 123 90	nut	1.00	2
8	04 30 11 038 75 90	fixing set	1.00	2
1	90 20 84 020 00-33	handle	1.00	30
2	09 28 30 034 90	cover	1.00	2
5	90 15 05 042 01 90	cartridge	1.00	2
11	90 11 01 001 00-33	pop-up waste	1.00	30