

ENO Single-lever mixer Pull-out with spray function - Brushed Champagne (22kt Gold)










ENO

33 875 760



- 225mm projection
- pivotable spout 130°
- air-enriched flow and spray flow
- height of mixer 254 mm
- height up to aerator 179 mm
- hole diameter 35 mm
- 1600mm metal shower hose
- max. flow 9.6 l/min at 3 bar flow pressure
- lead-free
- This product can help a building meet the requirements of Green Building Rating Systems, e.g. LEED®, BREEAM®, DGNB

Intrinsic protection against back flow.

	Brushed Champagne (22kt Gold)	33 875 760-46
	Chrome	33 875 760-00
	Brushed Platinum	33 875 760-06
	Platinum	33 875 760-08
	Dark Chrome	33 875 760-19
	Brushed Durabronze (23kt Gold)	33 875 760-28
	Champagne (22kt Gold)	33 875 760-47
	Brushed Chrome	33 875 760-93
	Brushed Dark Platinum	33 875 760-99

Recommended miscellaneous

Dispenser without rosette - 82 424 970-46
Brushed Champagne (22kt Gold)



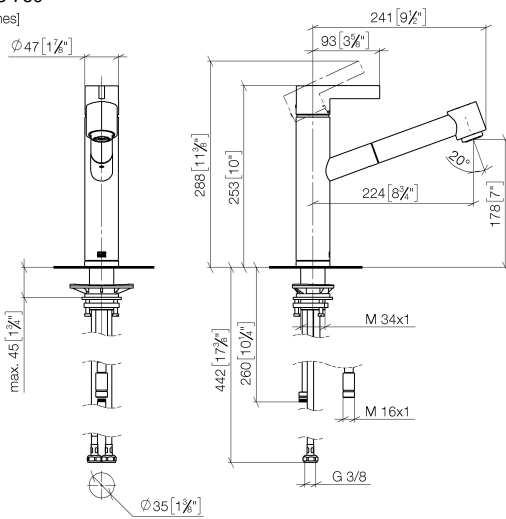
Recommended miscellaneous

Strainer waste with control handle 10 712 970-46
- Brushed Champagne (22kt Gold)

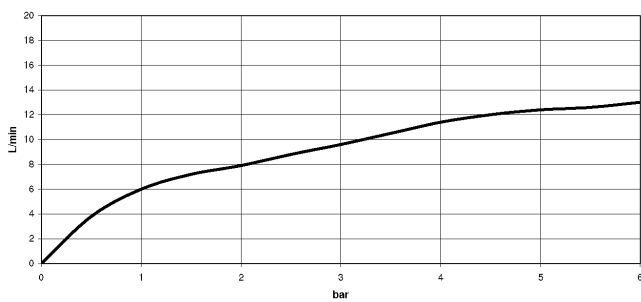


33 875 760

mm [inches]



Flow rate chart



Certificates

GDV_0400277.

**ENO Single-lever mixer Pull-out with spray function - Brushed Champagne
(22kt Gold)**

ENO

33 875 760

Parts for other
finishes can be found
here: [Chrome](#)

