

Concealed single-lever mixer with diverter - Brushed Platinum

SERIES SPECIFIC


36 120 670 Product version up to 3/15/2019




- automatic diverter
- cover plate 150 x 90 mm
- WRAS

	Brushed Platinum	36 120 670-06
	Chrome	36 120 670-00
	Platinum	36 120 670-08
	Dark Chrome	36 120 670-19
	Brushed Light Gold	36 120 670-27
	Brushed Durabrass (23kt Gold)	36 120 670-28
	Matte Black	36 120 670-33
	Brushed Champagne (22kt Gold)	36 120 670-46
	Champagne (22kt Gold)	36 120 670-47
	Brushed Chrome	36 120 670-93
	Brushed Dark Platinum	36 120 670-99


Required miscellaneous

	Concealed single-lever mixer with backflow preventor -	35 021 970 90
	•max. recess depth 105 mm	
	•min. recess depth 80 mm	


Recommended miscellaneous

	xGRID Attachment set for integrating in the dry wall construction -	12 340 970 90
-------------------------------------------------------------------------------------	----------------------------------------------------------------------------	---------------

Required miscellaneous

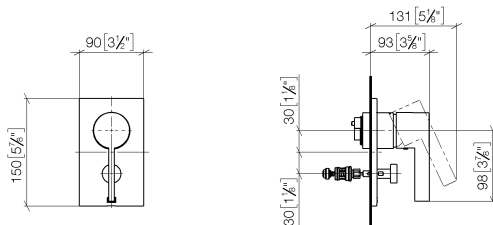
	Concealed single-lever mixer -	35 020 970 90
	•max. recess depth 105 mm	
	•min. recess depth 80 mm	

Required miscellaneous

	xGRID Installation track 555 mm -	12 360 970 90
-------------------------------------------------------------------------------------	------------------------------------------	---------------

36 120 670 Product version up to 3/15/2019

mm [inches]



Flow rate chart



Codes & Standards

DIN 4109

ISO 3822

Scottish Water
Byelaws

UK Water Supply
Regulations

Ü-Zeichen



Concealed single-lever mixer with diverter - Brushed Platinum

SERIES SPECIFIC

36 120 670 Product version up to 3/15/2019

Certificates and sustainability

LGA_19

WRAS_2207



Spare parts list

No.	Item Number	Name	Quantity used	Delivery time
	10 90 31 09 139 00-06	pull-rod	1.00	10
	11 90 21 34 081 00 90	diverter	1.00	2
	2 04 28 10 149 00 90	accessories	1.00	2
	7 09 20 67 007-06	handle	1.00	10
	3 09 24 04 448 90	nut	1.00	2
	4 09 14 10 084 90	seal	1.00	2
	6 09 11 02 260-06	sleeve	1.00	10
	8 09 31 11 099 90	pin	1.00	2
	5 09 11 02 258-06	plate	1.00	10
	1 90 15 05 038 00 90	cartridge	1.00	60
	12 90 30 09 064 00 90	key	1.00	2
	9 90 31 20 109 00 90	plug	1.00	2