







CL.1 Concealed two-way diverter - Brushed Dark Platinum

36 202 705 Product version from 4/1/2022



- rotary diverter
- rosette 60 x 60 mm
- WRAS

	Brushed Dark Platinum	36 202 705-99
	Chrome	36 202 705-00
	Brushed Platinum	36 202 705-06
	Dark Chrome	36 202 705-19
	Brushed Champagne (22kt Gold)	36 202 705-46
	Champagne (22kt Gold)	36 202 705-47

Required miscellaneous

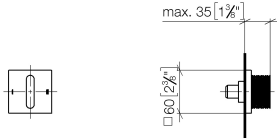


- Concealed two-way diverter -** 35 202 970 90
- max. recess depth mm
 - min. recess depth mm

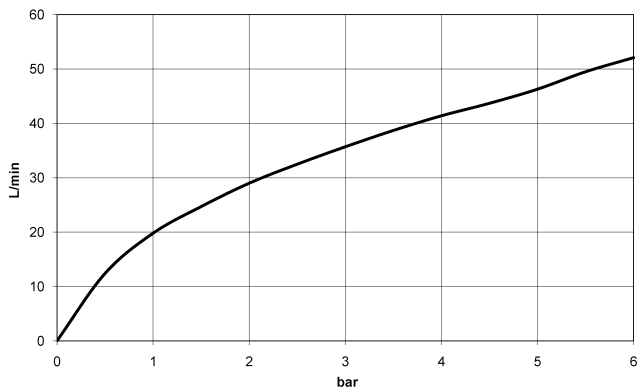
CL.1 Concealed two-way diverter - Brushed Dark Platinum

36 202 705 Product version from 4/1/2022

mm [inches]



Flow rate chart



Codes & Standards

DIN 4109

ISO 3822

Scottish Water
Byelaws

UK Water Supply
Regulations

Ü-Zeichen



CL.1 Concealed two-way diverter - Brushed Dark Platinum

36 202 705 Product version from 4/1/2022

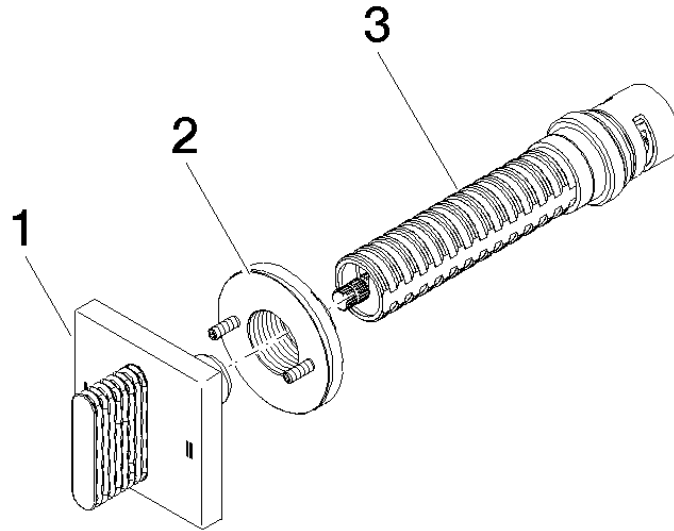
Certificates

LGA_38

WRAS_2307

CL.1 Concealed two-way diverter - Brushed Dark Platinum

36 202 705 Product version from 4/1/2022



Spare parts list

No.	Item Number	Name	Quantity used	Delivery time
1	90 20 70 053 08-99	handle	1	20
2	90 21 02 181 00 90	disc	1	2
3	90 90 03 304 10 90	diverter	1	2