

WATER FAN vertical Concealed body spray - Brushed Champagne (22kt Gold)
SERIES-VARIOUS

36 513 979
Product version from 4/1/2024



- AQUAPRESSURE FLOW, max. flow rate 10 l/min (at 3 bar)
- water jet adjustable
- cover plate 240 x 60 mm
- 1/2" connection
- WRAS

	Brushed Champagne (22kt Gold)	36 513 979-46
	Chrome	36 513 979-00
	Brushed Platinum	36 513 979-06
	Platinum	36 513 979-08
	Dark Chrome	36 513 979-19
	Light Gold	36 513 979-26
	Brushed Light Gold	36 513 979-27
	Brushed Durabrass (23kt Gold)	36 513 979-28
	Matte Black	36 513 979-33
	Brushed Bronze	36 513 979-42
	Champagne (22kt Gold)	36 513 979-47
	Brushed Chrome	36 513 979-93
	Brushed Dark Platinum	36 513 979-99

Required miscellaneous



- Concealed wall installation box -

35 206 970 90
- max. recess depth 173 mm
 - min. recess depth 100 mm

Required miscellaneous



- xGRID Installation track 555 mm -

12 360 970 90

Recommended miscellaneous



- xGRID Attachment set for integrating in the dry wall construction -

12 340 970 90

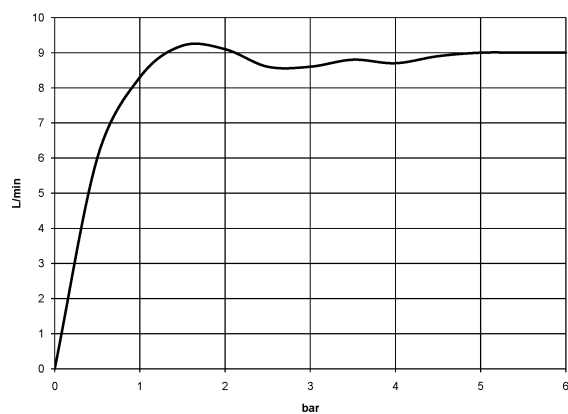
WATER FAN vertical Concealed body spray - Brushed Champagne (22kt Gold) SERIES-VARIOUS

36 513 979 Product version from 4/1/2024

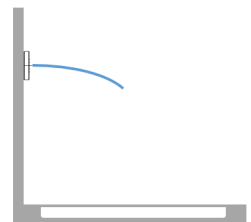
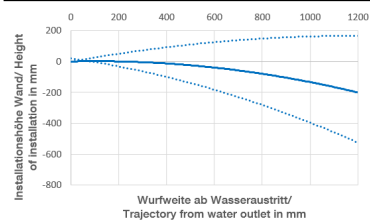
mm [inches]



Flow rate chart



Trajectory diagram



Codes & Standards

DIN 4109

ISO 3822

Ü-Zeichen



WATER FAN vertical Concealed body spray - Brushed Champagne (22kt Gold) SERIES-VARIOUS

36 513 979 Product version from 4/1/2024

Certificates and sustainability

LGA_29

WATER FAN vertical Concealed body spray - Brushed Champagne (22kt Gold)

SERIES-VARIOUS

36 513 979

Product version from 4/1/2024



Spare parts list

No.	Item Number	Name	Quantity used	Delivery time
	2 90 31 10 013 00 90	insert	1.00	2
	6 09 16 01 014 90	ring	1.00	2
	3 09 14 10 003 90	seal	1.00	2
	1 90 27 99 002 00-46	insert	1.00	30
	5 09 23 01 134 90	flow reducer	1.00	2
	4 09 24 05 015 90	nipple	1.00	2