







CL.1 Wall valve anti-clockwise closing hot 1/2" - Champagne (22kt Gold)

CL.1

36 607 707

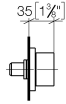


- rosette 60 x 60 mm
- with hot marking
- head part with cut-to-length spindle and sleeve

| | | |
|---|-------------------------------|---------------|
|  | Champagne (22kt Gold) | 36 607 707-47 |
|  | Chrome | 36 607 707-00 |
|  | Brushed Platinum | 36 607 707-06 |
|  | Dark Chrome | 36 607 707-19 |
|  | Brushed Champagne (22kt Gold) | 36 607 707-46 |
|  | Brushed Dark Platinum | 36 607 707-99 |

36 607 707

mm [inches]



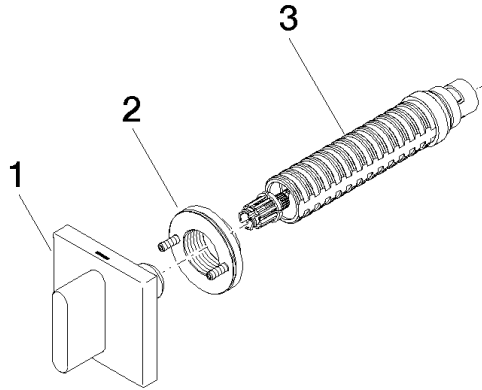
Certificates

LGA_29931.

WRAS_2010066.

36 607 707

Parts for other finishes can be found here: [Chrome](#)



Spare parts list

| No. | Item Number | Name | Quantity used | Delivery time |
|-----|--------------------|----------------|---------------|---------------|
| 1 | 90 20 70 051 03-47 | handle (hot) | 1 | 30 |
| 2 | 90 21 02 108 00 90 | disc | 1 | 2 |
| 3 | 90 90 03 142 00 90 | top | 1 | 2 |