
















Flush plate for concealed WC cisterns made by Geberit angular - Brushed Chrome

SERIES SPECIFIC

12 665 980 Product version from 4/1/2024		
	<ul style="list-style-type: none"> • cover plate 169 x 246 x 12 mm • Mechanical flush plate with manual flush buttons • For 2-volume flushing system • Includes mounting frame, actuator rods and fastening material • Sound-absorbing push rods, tool-free fast adjustment • Compatible with all Geberit Sigma series cisterns from 2001 onwards 	<div>  Brushed Chrome 12 665 980-93 </div>
		<div>  Chrome 12 665 980-00 </div>
		<div>  Brushed Platinum 12 665 980-06 </div>
		<div>  Platinum 12 665 980-08 </div>
	Not compatible with GEBERIT Duo Fresh module	<div>  Durabrand (23kt Gold) 12 665 980-09 </div>
		<div>  Dark Chrome 12 665 980-19 </div>
		<div>  Light Gold 12 665 980-26 </div>
		<div>  Brushed Light Gold 12 665 980-27 </div>
		<div>  Brushed Durabrand (23kt Gold) 12 665 980-28 </div>
		<div>  Matte Black 12 665 980-33 </div>
		<div>  Brushed Bronze 12 665 980-42 </div>
		<div>  Brushed Champagne (22kt Gold) 12 665 980-46 </div>
		<div>  Champagne (22kt Gold) 12 665 980-47 </div>
		<div>  Brushed Dark Platinum 12 665 980-99 </div>

Flush plate for concealed WC cisterns made by Geberit angular - Brushed Chrome

SERIES SPECIFIC

12 665 980 Product version from 4/1/2024

mm [inches]



Flush plate for concealed WC cisterns made by Geberit angular - Brushed Chrome

SERIES SPECIFIC

12 665 980
Product version from 4/1/2024

Parts for other finishes can be found here: Chrome



Spare parts list

No.	Item Number	Name	Quantity used	Delivery time
1	90 28 01 030 00 90	base	1.00	2
3	90 28 10 212 00 90	base	2.00	2
2	90 20 98 000 00-93	button	2.00	20
4	90 11 98 012 00-93	cover	4.00	20
5	90 14 05 090 00 90	ring	1.00	2