

WATER SHEET Cascade spout for wall mounting - Brushed Bronze














SERIES-VARIOUS

13 415 979


Product version from 10/1/2023




- 150mm projection
- CASCADE, max. flow rate 26.5 l/min (at 3 bar)
- cover plate 240 x 60 mm
- 1/2" connection
- plug-link mounting
- WRAS

	Brushed Bronze	13 415 979-42
	Chrome	13 415 979-00
	Brushed Platinum	13 415 979-06
	Platinum	13 415 979-08
	Dark Chrome	13 415 979-19
	Light Gold	13 415 979-26
	Brushed Light Gold	13 415 979-27
	Brushed Durabrass (23kt Gold)	13 415 979-28
	Matte Black	13 415 979-33
	Brushed Champagne (22kt Gold)	13 415 979-46
	Champagne (22kt Gold)	13 415 979-47
	Brushed Chrome	13 415 979-93
	Brushed Dark Platinum	13 415 979-99

Recommended miscellaneous

	Concealed wall elbow - •min. recess depth 90 mm •max. recess depth 163 mm	35 085 970 90
---	--	---------------

Recommended miscellaneous

	Concealed wall elbow - •min. recess depth 90 mm •max. recess depth 163 mm	35 085 970 90
---	--	---------------

13 415 979 Product version from 10/1/2023

mm [inches]



Flow rate chart



Trajectory diagram



Codes & Standards

ASME A112.18.1	cUPC	Scottish Water Byelaws	UK Water Supply Regulations
----------------	------	---------------------------	--------------------------------



WATER SHEET Cascade spout for wall mounting - Brushed Bronze

SERIES-VARIOUS

13 415 979 Product version from 10/1/2023

Certificates and sustainability

WRAS_2306

IAPMO_4976



Spare parts list

No.	Item Number	Name	Quantity used	Delivery time
	4 04 30 31 024 01 90	fixing set	1.00	2
	5 09 17 97 059 90	holder	1.00	2
	8 09 24 03 214 90	nipple	2.00	2
	3 09 14 03 134 90	seal	1.00	2
	2 90 24 03 213 00 90	connection	1.00	2
	10 09 11 78 003 20-42	spout	1.00	60
	7 09 31 11 040 90	pin	2.00	2
	11 90 29 03 059 00 90	insert	1.00	2
	6 09 31 11 036 90	pin	2.00	2
	1 09 23 01 057 90	flow reducer	1.00	2
	9 09 27 78 031-42	rosette	1.00	60