









MEM Bath cascade spout without diverter for deck mounting - Brushed Durabron (23kt Gold)

MEM

13 630 740



- 235mm projection
- cascade
- height of mixer 100 mm
- height up to aerator 80 mm
- hole diameter 32 mm
- 1/2" connection
- max. flow 26.5 l/min at 3 bar flow pressure
- WRAS

	Brushed Durabron (23kt Gold)	13 630 740-28
	Chrome	13 630 740-00
	Brushed Platinum	13 630 740-06
	Platinum	13 630 740-08
	Dark Chrome	13 630 740-19
	Brushed Champagne (22kt Gold)	13 630 740-46
	Champagne (22kt Gold)	13 630 740-47
	Brushed Dark Platinum	13 630 740-99

MEM Bath cascade spout without diverter for deck mounting - Brushed Durabron (23kt Gold)

MEM

13 630 740
mm [inches]



Flow rate chart



Trajectory diagram



Codes & Standards

DIN 4109

ISO 3822

Scottish Water
Byelaws

UK Water Supply
Regulations

Ü-Zeichen



MEM Bath cascade spout without diverter for deck mounting - Brushed Durabrass (23kt Gold)

MEM

13 630 740

Certificates and sustainability

LGA_19

WRAS_240502

MEM Bath cascade spout without diverter for deck mounting - Brushed Durabronz (23kt Gold)

MEM

13 630 740

Parts for other
finishes can be found
here: [Chrome](#)



Spare parts list

No.	Item Number	Name	Quantity used	Delivery time
6	09 24 04 246 20 90	nipple	1.00	2
10	09 14 10 140 90	seal	1.00	2
4	09 14 10 008 90	seal	2.00	2
12	04 23 10 004 04 90	fixing set	1.00	2
9	09 23 10 023 90	nut	2.00	2
2	09 11 74 040-28	spout	1.00	20
11	90 30 01 033 00 90	base	1.00	2
14	90 23 10 012 00 90	gasket kit	1.00	2
5	09 31 11 011 90	pin	2.00	2
3	09 31 11 044 90	pin	1.00	2
15	04 21 02 006 00 92	cap	2.00	2
7	09 30 11 045 90	disc	2.00	2
8	09 23 01 057 90	flow reducer	1.00	2
1	90 29 03 059 00 90	insert	1.00	2
13	90 17 11 020 10 90	distributor	1.00	2