


IMO Wall-mounted basin spout without pop-up waste - Chrome

IMO

13 800 670



- 170mm projection
- fixed spout
- rectangular, air-enriched flow
- hole diameter 40 mm
- rosette 60 x 60 mm
- 1/2" connection
- max. flow 5.7 l/min
- lead-free
- This product can help a building meet the requirements of Green Building Rating Systems, e.g. LEED®, BREEAM®, DGNB

For Touchfree control please order eSet Touchfree
WITH or WITHOUT temperature adjustment



Chrome

13 800 670-00



Brushed Chrome

13 800 670-93

Recommended miscellaneous



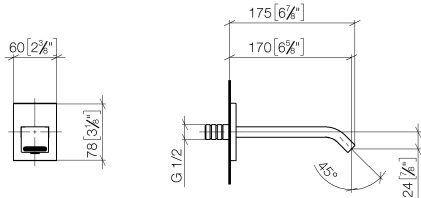
Concealed wall elbow -

35 085 970 90

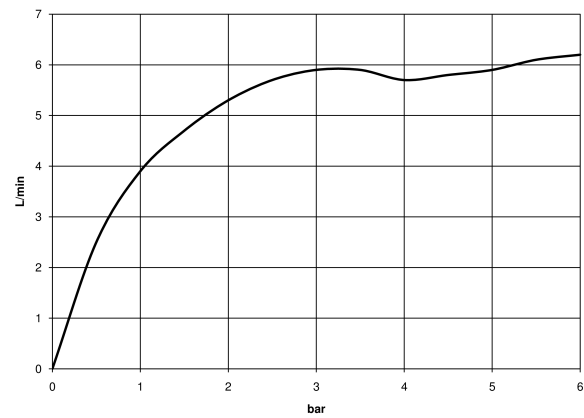
- max. recess depth 163 mm
- min. recess depth 90 mm

13 800 670

mm [inches]



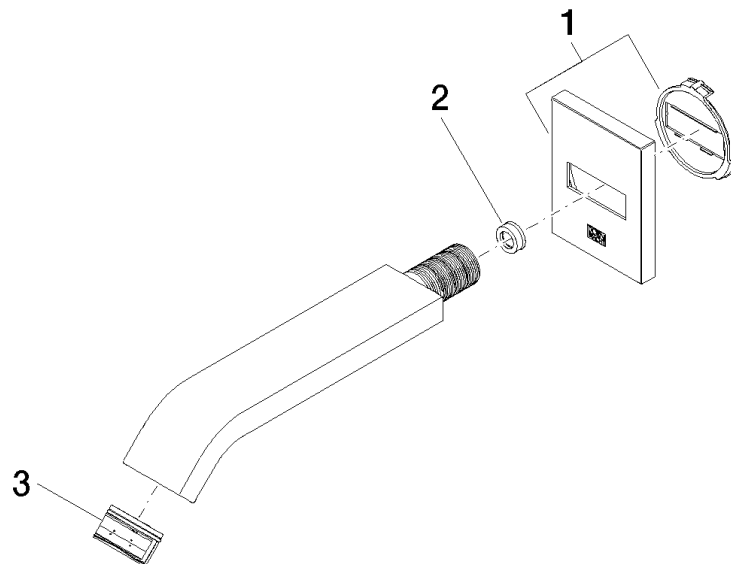
Flow rate chart



Certificates

LGA_29119.

WRAS_2005002.



Spare parts list

No.	Item Number	Name	Quantity used	Delivery time
1	90 27 67 005 00-00	rosette	1	10
2	09 23 01 079 90	flow reducer	1	2
3	90 29 03 045 00 90	aerator	1	2