

Deck valve clockwise closing hot - Brushed Champagne (22kt Gold)








CL.1

20 000 715



- hole diameter 32 mm
- rosette 60 x 60 mm
- with hot marking

Fits: CL.1, CYO

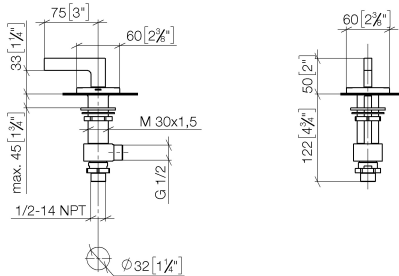
	Brushed Champagne (22kt Gold)	20 000 715-46
	Chrome	20 000 715-00
	Brushed Platinum	20 000 715-06
	Dark Chrome	20 000 715-19
	Brushed Durabronze (23kt Gold)	20 000 715-28
	Champagne (22kt Gold)	20 000 715-47
	Brushed Dark Platinum	20 000 715-99

Deck valve clockwise closing hot - Brushed Champagne (22kt Gold)

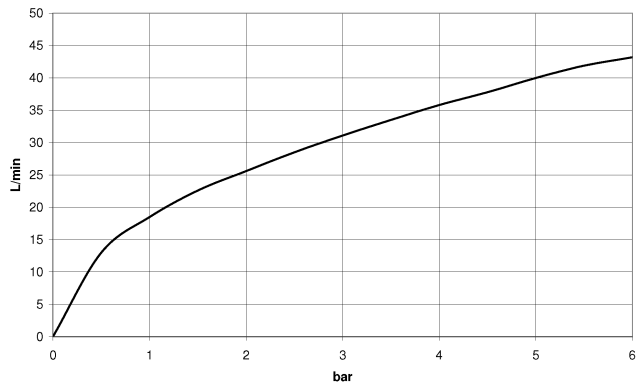
CL.1

20 000 715

mm [inches]

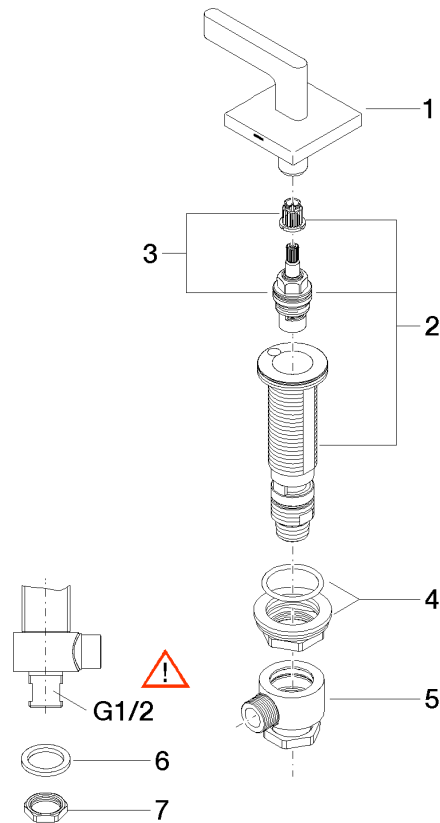


Flow rate chart



Product version from 6/1/2015

Parts for other
finishes can be found
here: [Chrome](#)





Deck valve clockwise closing hot - Brushed Champagne (22kt Gold)

CL.1

20 000 715

Spare parts list

Product version from 6/1/2015

No.	Item Number	Name	Quantity used	Delivery time
	90 20 70 057 00-46	handle (hot)	7	30