

Deck valve anti-clockwise closing cold - Brushed Champagne (22kt Gold)








CL.1

20 000 716



- hole diameter 32 mm
- rosette 60 x 60 mm
- with cold marking

Fits: CL.1, CYO

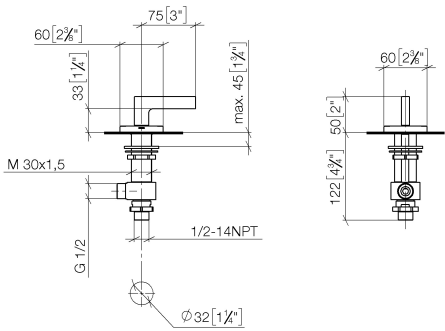
	Brushed Champagne (22kt Gold)	20 000 716-46
	Chrome	20 000 716-00
	Brushed Platinum	20 000 716-06
	Dark Chrome	20 000 716-19
	Brushed Durabronze (23kt Gold)	20 000 716-28
	Champagne (22kt Gold)	20 000 716-47
	Brushed Dark Platinum	20 000 716-99

Deck valve anti-clockwise closing cold - Brushed Champagne (22kt Gold)

CL.1

20 000 716

mm [inches]



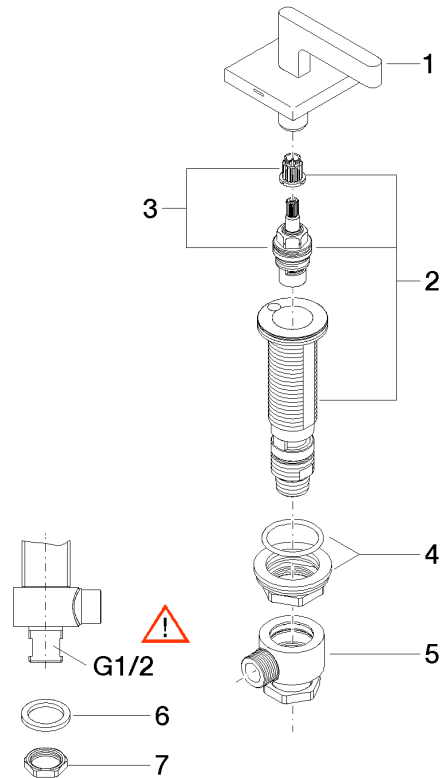
Flow rate chart



20 000 716

Product version from 6/1/2015

Parts for other
finishes can be found
here: [Chrome](#)





Deck valve anti-clockwise closing cold - Brushed Champagne (22kt Gold)

CL.1

20 000 716

Spare parts list

Product version from 6/1/2015

No.	Item Number	Name	Quantity used	Delivery time
	90 20 70 057 01-46	handle (cold)	7	30