



CL.1 Deck valve anti-clockwise closing hot - Chrome

CL.1

20 004 706

- hole diameter 32 mm
- rosette 60 x 47 mm
- with hot marking



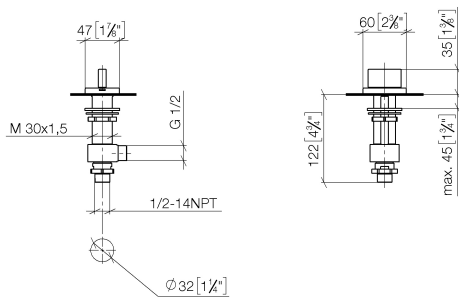
	Chrome	20 004 706-00
	Brushed Platinum	20 004 706-06
	Dark Chrome	20 004 706-19
	Brushed Champagne (22kt Gold)	20 004 706-46
	Champagne (22kt Gold)	20 004 706-47
	Brushed Dark Platinum	20 004 706-99

CL.1 Deck valve anti-clockwise closing hot - Chrome

CL.1

20 004 706

mm [inches]



Flow rate chart



Certificates

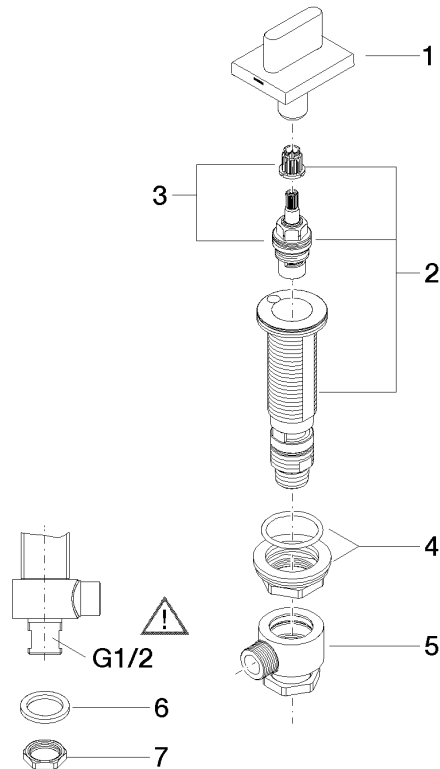
WRAS_1804020. IAPMO_4976 (5). IAPMO_N-4976. LGA_28687. IAPMO_6397.

CL.1 Deck valve anti-clockwise closing hot - Chrome

CL.1

20 004 706

Parts for other
finishes can be found
here: Brushed
Platinum



Spare parts list

No.	Item Number	Name	Quantity used	Delivery time
1	90 20 70 051 07-00	handle (hot)	1	10
2	04 17 11 058 52 90	side panel	1	2
3	90 90 03 152 00 90	top	1	2
4	04 23 10 032 78 90	fixing set	1	2
5	04 17 11 023 10 90	distributor	1	2
6	90 23 30 040 00-00	threaded connector	1	10
7	09 30 11 059 90	disc	1	2
8	09 23 10 012 90	nut	1	2