

## META Single-lever basin mixer with stand pipe without pop-up waste - Dark Chrome

META

22 584 661



- 202mm projection
- circular, air-enriched flow
- total height 1197 - 1267 mm
- height up to water outlet point 1098 mm
- rosette Ø 135 mm
- max. flow 5.7 l/min
- lead-free
- This product can help a building meet the requirements of Green Building Rating Systems, e.g. LEED®, BREEAM®, DGNB
- pivoting spout
- WRAS 240502021

	Dark Chrome	22 584 661-19
	Chrome	22 584 661-00
	Brushed Platinum	22 584 661-06
	Light Gold	22 584 661-26
	Brushed Light Gold	22 584 661-27
	Matte Black	22 584 661-33
	Brushed Bronze	22 584 661-42
	Brushed Champagne (22kt Gold)	22 584 661-46
	Champagne (22kt Gold)	22 584 661-47
	Brushed Chrome	22 584 661-93
	Brushed Dark Platinum	22 584 661-99

### Required miscellaneous



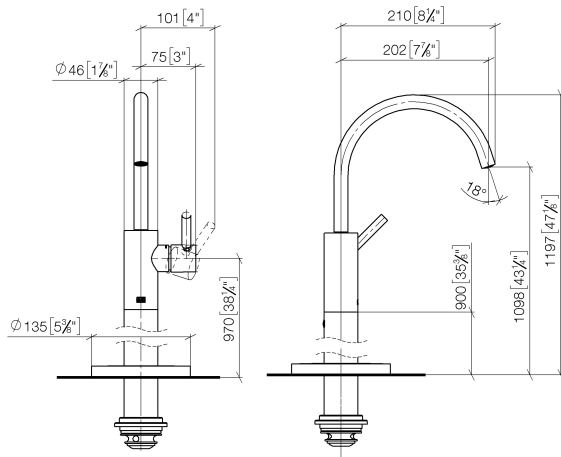
- Concealed floor mounting -**
- max. recess depth 150 mm
  - min. recess depth 80 mm

35 945 970 90

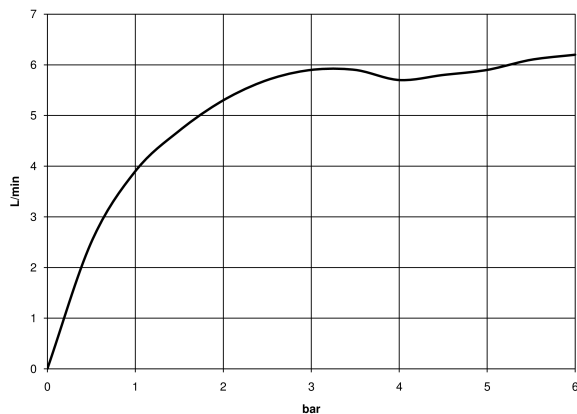
## META Single-lever basin mixer with stand pipe without pop-up waste - Dark Chrome

META

22 584 661  
mm [inches]



### Flow rate chart



### Codes & Standards

DIN 4109

ISO 3822

Scottish Water  
Byelaws

UK Water Supply  
Regulations

### Ü-Zeichen



## META Single-lever basin mixer with stand pipe without pop-up waste - Dark Chrome

---

META

22 584 661

Certificates

---

LGA\_38

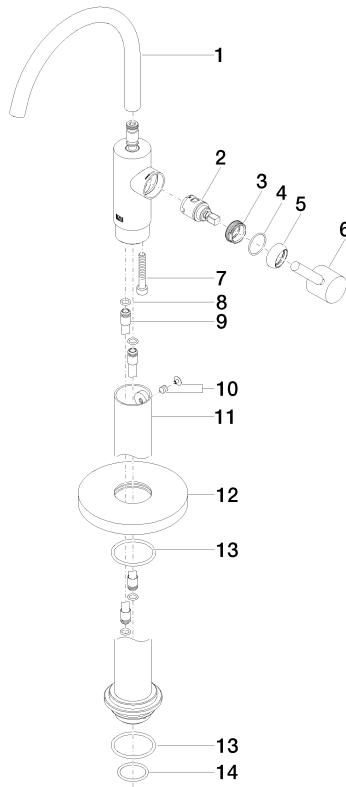
WRAS\_240502

# META Single-lever basin mixer with stand pipe without pop-up waste - Dark Chrome

META

22 584 661

**Product version from 5/1/2022**





META Single-lever basin mixer with stand pipe without pop-up waste - Dark Chrome

META

22 584 661

**Spare parts list**

**Product version from 5/1/2022**

No.	Item Number	Name	Quantity used	Delivery time
	90 28 22 313 00-19	spout	17	20