

LISSE Three-hole single-lever bath mixer for bath rim or tile edge installation -
Matte Black

LISSE

27 412 845 Product version from 4/1/2024



- spout: circular, air-enriched flow
 - max. flow 16.9 l/min at 3 bar flow pressure
 - Hand shower: COMPACT RAIN, max. flow rate 6.8 l/min (at 3 bar)
 - complete hand shower set with anti-scale system
 - 200mm projection
 - automatic bath/shower diverter
 - height of mixer 141 mm
 - height up to aerator 88 mm
 - hole diameter spout 32 mm
 - hole diameter single-lever mixer 35 mm
 - hole diameter for complete hand shower set 32 mm
 - rosette for complete hand shower set Ø 50mm
 - metal shower hose 1750mm with integrated anti-twist protection
- Intrinsic protection against back flow.

	Matte Black	27 412 845-33
	Chrome	27 412 845-00
	Brushed Platinum	27 412 845-06
	Dark Chrome	27 412 845-19
	Brushed Light Gold	27 412 845-27
	Brushed Chrome	27 412 845-93
	Brushed Dark Platinum	27 412 845-99

Recommended miscellaneous



Perfecto installation kit - 12 614 970 90

Recommended miscellaneous

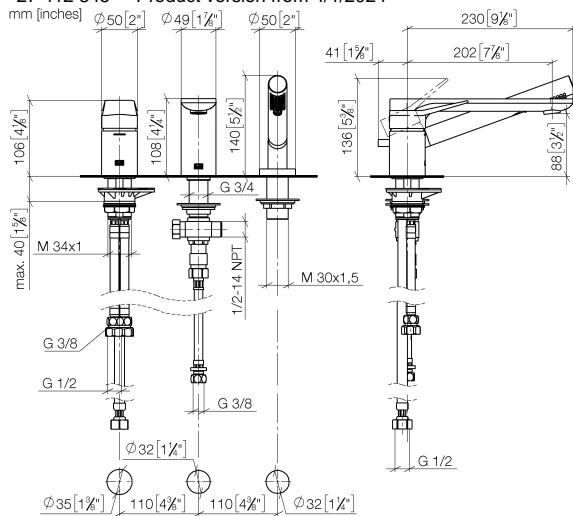


**Decorative caps for Perfecto -
Matte Black** 12 801 970-33
• 1 pair

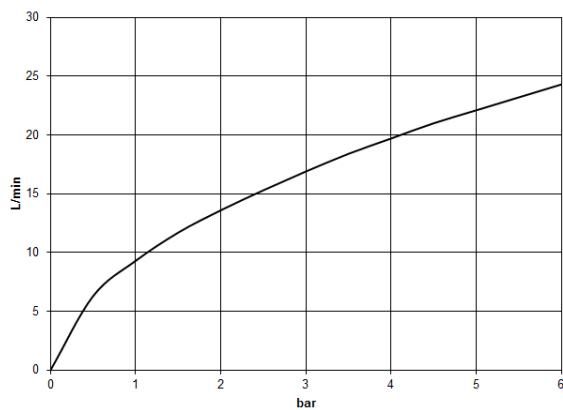
LISSÉ Three-hole single-lever bath mixer for bath rim or tile edge installation - Matte Black

LISSÉ

27 412 845 Product version from 4/1/2024



Flow rate chart



Codes & Standards

ASME A112.18.1

cUPC

EN 1717



LISSE Three-hole single-lever bath mixer for bath rim or tile edge installation - Matte Black

LISSE

27 412 845 Product version from 4/1/2024

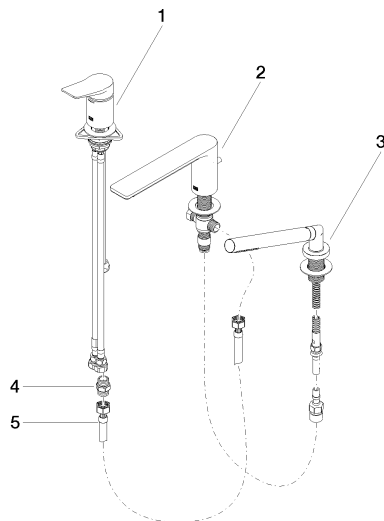
Certificates and sustainability

Belgaqua_24-008-2 IAPMO_4976 (

LISSÉ Three-hole single-lever bath mixer for bath rim or tile edge installation - Matte Black

LISSÉ

27 412 845 Product version from 4/1/2024



Spare parts list

No.	Item Number	Name	Quantity used	Delivery time
3	27 702 979-33	Hand shower set for bath rim or tile edge installation - Matte Black	1.00	10
1	29 300 845-33	connection	1.00	-
Spare part can no longer be ordered, please order the replacement item				
5	12 502 970 90	High pressure hose 1/2" x 1/2" x 400 mm -	1.00	2
2	13 512 845-33	spout	1.00	-
Spare part can no longer be ordered, please order the replacement item				
4	90 24 03 168 00 90	nipple	1.00	2