

LISSÉ Hand shower set with individual rosettes FlowReduce - Matte Black

LISSÉ

27 802 845    Product version from 4/1/2024



- COMPACT RAIN, max. flow rate 6.8 l/min (at 3 bar)
- with anti-scale system
- 3/8" shower outlet















Technical data:

- rosette for wall elbow 60 x 78mm
- rosette for shower holder 60 x 78mm
- metal shower hose 1250mm with integrated anti-twist protection
- 1/2" wall elbow


Notes:

- WRAS

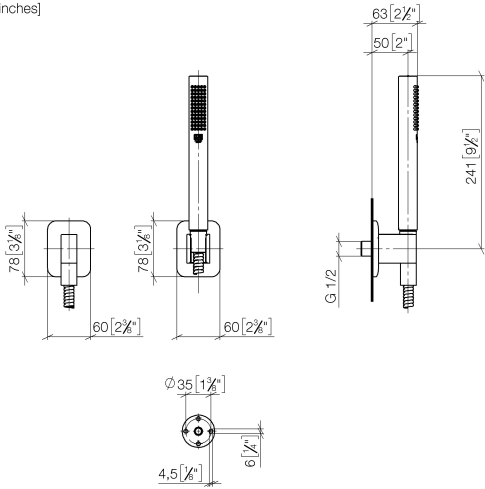
Intrinsic protection against back flow.

	Matte Black	27 802 845-33 0010
	Chrome	27 802 845-00
	Chrome	27 802 845-00 0010
	Brushed Platinum	27 802 845-06
	Brushed Platinum	27 802 845-06 0010
	Dark Chrome	27 802 845-19
	Dark Chrome	27 802 845-19 0010
	Brushed Light Gold	27 802 845-27 0010
	Brushed Light Gold	27 802 845-27
	Matte Black	27 802 845-33
	Brushed Chrome	27 802 845-93
	Brushed Chrome	27 802 845-93 0010
	Brushed Dark Platinum	27 802 845-99
	Brushed Dark Platinum	27 802 845-99 0010

Recommended miscellaneous

	<div>Concealed wall elbow -</div> <div> <div>•max. recess depth 163 mm</div> <div>•min. recess depth 90 mm</div> </div>	35 085 970 90
---	---	---------------

mm [inches]



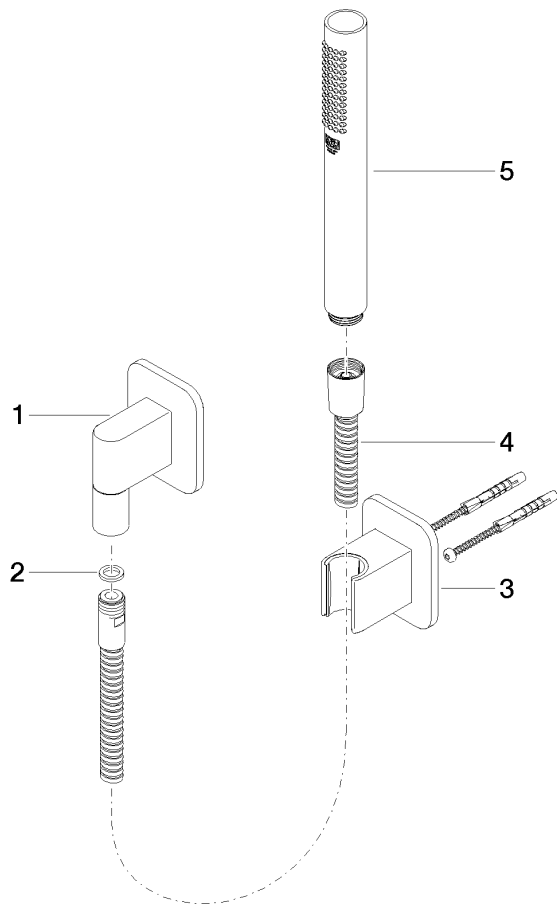
### Codes & Standards

ASME A112.18.1	cUPC	DIN 4109	ISO 3822
----------------	------	----------	----------

### Ü-Zeichen

### Certificates and sustainability

LGA_29	IAPMO_4976 (
--------	--------------



### Spare parts list

No.	Item Number	Name	Quantity used	Delivery time
3	28 050 845-33	LISSÉ Wall bracket - Matte Black	1.00	30
4	90 30 02 072 00-33	Metal shower hose 1/2" x 3/8" x 1250 mm - Matte Black	1.00	30
1	28 450 845-33	LISSÉ Wall elbow - Matte Black	1.00	30
2	90 14 20 026 00 90	seal	1.00	2
5	90 12 11 140 41-33	shower	1.00	30