

TARA Hand shower set with individual rosettes FlowReduce - Brushed Dark Platinum

TARA

27 802 892 Product version from 4/1/2024



- COMPACT RAIN, max. flow rate 6.8 l/min (at 3 bar)
- 1/2" shower outlet
- metal shower hose 1250mm with integrated anti-twist protection
- with anti-scale system





















Technical dimensions:

- rosette for wall elbow Ø 55mm
- rosette for shower holder Ø 55mm
- 1/2" wall elbow

Notes:

- WRAS

Intrinsic protection against back flow.

	Brushed Dark Platinum	27 802 892-99 0010
	Chrome	27 802 892-00
	Chrome	27 802 892-00 0010
	Brushed Platinum	27 802 892-06
	Brushed Platinum	27 802 892-06 0010
	Platinum	27 802 892-08
	Platinum	27 802 892-08 0010
	Dark Chrome	27 802 892-19
	Dark Chrome	27 802 892-19 0010
	Brushed Durabrass (23kt Gold)	27 802 892-28 0010
	Brushed Durabrass (23kt Gold)	27 802 892-28
	Matte Black	27 802 892-33
	Matte Black	27 802 892-33 0010
	Brushed Bronze	27 802 892-42 0010
	Brushed Bronze	27 802 892-42
	Brushed Champagne (22kt Gold)	27 802 892-46 0010
	Brushed Champagne (22kt Gold)	27 802 892-46
	Champagne (22kt Gold)	27 802 892-47 0010
	Champagne (22kt Gold)	27 802 892-47
	Brushed Chrome	27 802 892-93
	Brushed Chrome	27 802 892-93 0010
	Brushed Dark Platinum	27 802 892-99

TARA Hand shower set with individual rosettes FlowReduce - Brushed Dark Platinum

TARA

27 802 892 Product version from 4/1/2024

Recommended miscellaneous



Concealed wall elbow -

35 085 970 90

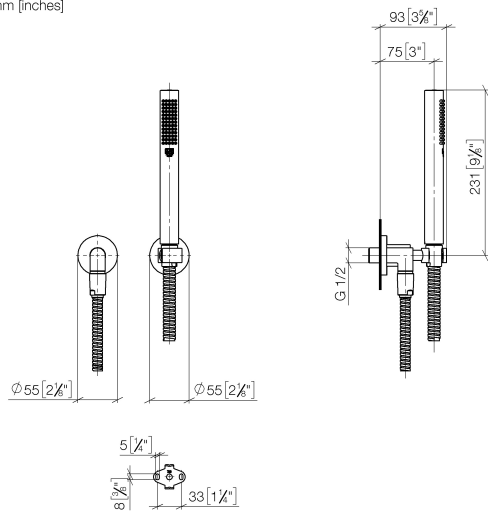
- max. recess depth 163 mm
- min. recess depth 90 mm



TARA Hand shower set with individual rosettes FlowReduce - Brushed Dark Platinum

TARA

27 802 892 Product version from 4/1/2024
mm [inches]



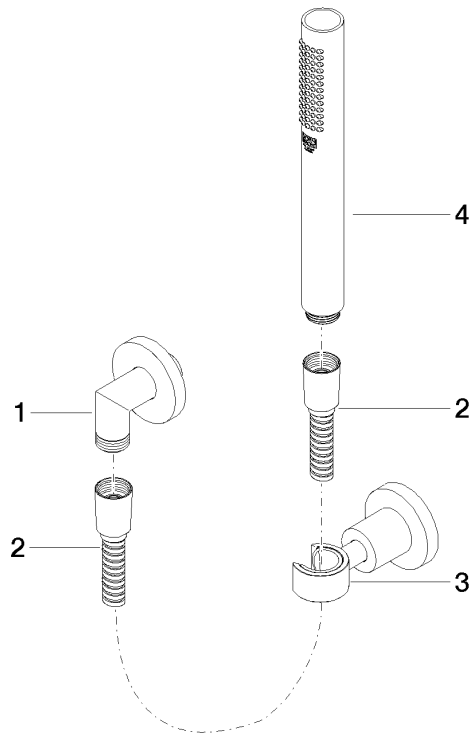
Codes & Standards

ASME A112.18.1	cUPC	DIN 4109	ISO 3822
----------------	------	----------	----------

Ü-Zeichen

Certificates and sustainability

LGA_29	IAPMO_4976
--------	------------



Spare parts list

No.	Item Number	Name	Quantity used	Delivery time
1	28 450 892-99	connection	1.00	-
Spare part can no longer be ordered, please order the replacement item				
3	28 050 892-99	TARA Wall bracket - Brushed Dark Platinum	1.00	20
2	28 104 970-99	Metal shower hose 1/2" x 1/2" x 1250 mm - Brushed Dark Platinum	1.00	2
4	90 12 11 140 41-99	shower	1.00	20