

## Shower head - Platinum

## SERIES SPECIFIC















28 505 979 Product version from 3/9/2015



- spray head Ø 100mm
- Three or five settings: COMPACT RAIN, COMPACT SOFT FLOW, COMPACT AQUAPRESSURE FLOW, max. flow rate 7.6 l/min (at 3 bar)
- Function from: 5.5 l/min
- with anti-scale system

### Technical data:

- 155mm projection
- ball-joint pivotable through 18° (in any direction)
- rosette Ø 60 mm
- 1/2" connection
- WRAS

|   |                                |               |
|---|--------------------------------|---------------|
|    | Platinum                       | 28 505 979-08 |
|    | Chrome                         | 28 505 979-00 |
|    | Brushed Platinum               | 28 505 979-06 |
|    | Dark Chrome                    | 28 505 979-19 |
|    | Light Gold                     | 28 505 979-26 |
|    | Brushed Light Gold             | 28 505 979-27 |
|    | Brushed Durabronze (23kt Gold) | 28 505 979-28 |
|    | Matte Black                    | 28 505 979-33 |
|    | Brushed Dark Brass             | 28 505 979-39 |
|   | Brushed Bronze                 | 28 505 979-42 |
|  | Brushed Champagne (22kt Gold)  | 28 505 979-46 |
|  | Champagne (22kt Gold)          | 28 505 979-47 |
|  | Brushed Chrome                 | 28 505 979-93 |
|  | Brushed Dark Platinum          | 28 505 979-99 |

## Recommended miscellaneous

### Concealed wall elbow -

35 085 970 90



- max. recess depth 163 mm
- min. recess depth 90 mm

28 505 979 Product version from 3/9/2015

mm [inches]



### Flow rate chart



### Codes & Standards

DIN 4109

ISO 3822

Scottish Water  
Byelaws

UK Water Supply  
Regulations

Ü-Zeichen



## Shower head - Platinum

SERIES SPECIFIC

28 505 979 Product version from 3/9/2015

Certificates and sustainability

LGA\_28

WRAS\_2201



Spare parts list

| No. | Item Number        | Name       | Quantity used | Delivery time |
|-----|--------------------|------------|---------------|---------------|
| 6   | 90 12 05 055 00-08 | shower     | 1.00          | 40            |
| 3   | 09 11 03 011-08    | connection | 1.00          | 40            |
| 5   | 09 11 01 191-08    | cover      | 1.00          | 40            |
| 1   | 09 27 22 045-08    | rosette    | 1.00          | 40            |
| 4   | 90 14 20 002 00 90 | seal       | 1.00          | 2             |
| 2   | 90 14 10 026 00 90 | seal       | 1.00          | 2             |