

Shower head FlowReduce - Dark Chrome























IMO

28 508 980



Fits: IMO, MEM, CL.1, CYO

- 200mm projection
- ball-joint pivotable through 30°
- Three settings: PURIFY RAIN, COMPACT SOFT FLOW, COMPACT AQUAPRESSURE FLOW, max. flow rate 6.8 l/min (at 3 bar)
- with anti-scale system
- spray head Ø 92mm
- rosette 60 x 60 mm
- 1/2" connection
- This product can help a building meet the requirements of Green Building Rating Systems, e.g. LEED®, BREEAM®, DGNB

	Dark Chrome	28 508 980-19 0010
	Chrome	28 508 980-00 0010
	Chrome	28 508 980-00
	Brushed Platinum	28 508 980-06 0010
	Brushed Platinum	28 508 980-06
	Platinum	28 508 980-08 0010
	Platinum	28 508 980-08
	Dark Chrome	28 508 980-19
	Brushed Light Gold	28 508 980-27
	Brushed Light Gold	28 508 980-27 0010
	Brushed Durabass (23kt Gold)	28 508 980-28 0010
	Brushed Durabass (23kt Gold)	28 508 980-28
	Matte Black	28 508 980-33
	Matte Black	28 508 980-33 0010
	Brushed Champagne (22kt Gold)	28 508 980-46 0010
	Brushed Champagne (22kt Gold)	28 508 980-46
	Champagne (22kt Gold)	28 508 980-47 0010
	Champagne (22kt Gold)	28 508 980-47
	Brushed Chrome	28 508 980-93 0010
	Brushed Chrome	28 508 980-93
	Brushed Dark Platinum	28 508 980-99 0010
	Brushed Dark Platinum	28 508 980-99

28 508 980



Flow rate chart



Codes & Standards

DIN 4109

ISO 3822

Ü-Zeichen



Shower head FlowReduce - Dark Chrome

IMO

28 508 980

Certificates

LGA_38

Product version from 5/15/2020

Parts for other
finishes can be found
here: [Chrome](#)





Shower head FlowReduce - Dark Chrome

IMO

28 508 980

Spare parts list

Product version from 5/15/2020