


Rain shower with wall fixing FlowReduce 220 mm - Brushed Durabrand (23kt Gold)












SERIES SPECIFIC

28 648 670

Product version from 4/1/2024

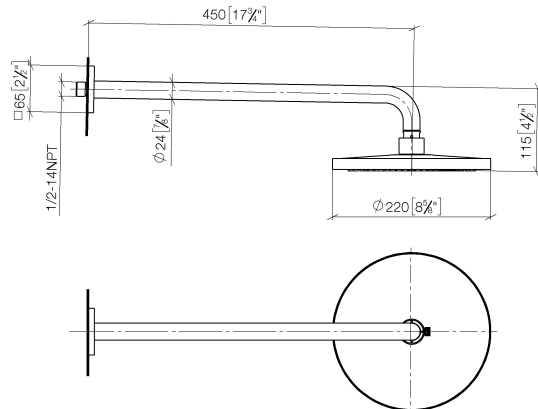


- 450mm projection
- rain shower Ø 220 mm
- rain flow
- max. flow 7 l/min
- Function from: 6 l/min
- rosette 65 x 65 mm
- 1/2" connection
- with anti-scale system
- quick clearing
- This product can help a building meet the requirements of Green Building Rating Systems, e.g. LEED®, BREEAM®, DGNB

	Brushed Durabrand (23kt Gold)	28 648 670-28
	Chrome	28 648 670-00
	Brushed Platinum	28 648 670-06
	Platinum	28 648 670-08
	Dark Chrome	28 648 670-19
	Brushed Light Gold	28 648 670-27
	Matte Black	28 648 670-33
	Brushed Champagne (22kt Gold)	28 648 670-46
	Champagne (22kt Gold)	28 648 670-47
	Brushed Chrome	28 648 670-93
	Brushed Dark Platinum	28 648 670-99

Rain shower with wall fixing FlowReduce 220 mm - Brushed Durabron (23kt Gold) SERIES SPECIFIC

28 648 670 Product version from 4/1/2024
mm [inches]



Flow rate chart



Codes & Standards

DIN 4109	ISO 3822	Ü-Zeichen
----------	----------	-----------



Rain shower with wall fixing FlowReduce 220 mm - Brushed Durabrand (23kt Gold) SERIES SPECIFIC

28 648 670 Product version from 4/1/2024

Certificates and sustainability

LGA_38

Rain shower with wall fixing FlowReduce 220 mm - Brushed Durabrand (23kt Gold)

SERIES SPECIFIC

28 648 670 Product version from 4/1/2024

Parts for other finishes can be found here: [Chrome](#)



Spare parts list

No.	Item Number	Name	Quantity used	Delivery time
7	09 23 01 075 90	insert	1.00	2
1	04 30 31 032 00 90	fixing set	1.00	2
8	90 12 05 092 20-28	shower	1.00	20
6	90 11 03 070 00-28	pipe	1.00	20
4	09 27 67 015-28	rosette	1.00	20
5	90 31 11 038 00 90	pin	1.00	2
3	09 14 10 150 90	seal	1.00	2
2	09 17 20 120 90	holder	1.00	2
9	90 30 09 069 00 90	key	1.00	2