















## Rain shower with wall fixing FlowReduce 220 mm - Brushed Durabronze (23kt Gold)

SERIES SPECIFIC

28 648 970 Product version from 4/1/2024



- 450mm projection
- rain shower Ø 220 mm
- PURE RAIN, max. flow rate 7 l/min (at 3 bar)
- Function from: 6 l/min
- rosette Ø 60 mm
- 1/2" connection
- with anti-scale system
- quick clearing
- This product can help a building meet the requirements of Green Building Rating Systems, e.g. LEED®, BREEAM®, DGNB

	Brushed Durabronze (23kt Gold)	28 648 970-28
	Chrome	28 648 970-00
	Brushed Platinum	28 648 970-06
	Platinum	28 648 970-08
	Dark Chrome	28 648 970-19
	Light Gold	28 648 970-26
	Brushed Light Gold	28 648 970-27
	Matte Black	28 648 970-33
	Brushed Dark Brass	28 648 970-39
	Brushed Bronze	28 648 970-42
	Brushed Champagne (22kt Gold)	28 648 970-46
	Champagne (22kt Gold)	28 648 970-47
	Brushed Chrome	28 648 970-93
	Brushed Dark Platinum	28 648 970-99

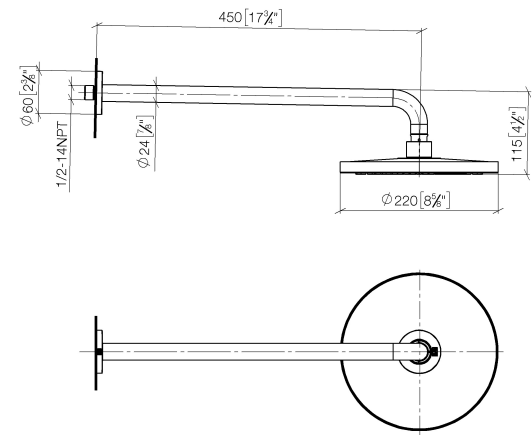


Rain shower with wall fixing FlowReduce 220 mm - Brushed Durabronze (23kt Gold)

SERIES SPECIFIC

28 648 970    Product version from 4/1/2024

mm [inches]



Codes & Standards

DIN 4109	ISO 3822	Ü-Zeichen
----------	----------	-----------

Certificates and sustainability

LGA\_38

Rain shower with wall fixing FlowReduce 220 mm - Brushed Durabrand (23kt Gold)

SERIES SPECIFIC

28 648 970
Product version from 4/1/2024

Parts for other finishes can be found here: Chrome



Spare parts list

No.	Item Number	Name	Quantity used	Delivery time
7	90 12 05 092 20-28	shower	1.00	20
4	09 27 97 015-28	rosette	1.00	20
1	04 30 31 032 00 90	fixing set	1.00	2
3	09 14 10 150 90	seal	2.00	2
2	09 17 20 120 90	holder	1.00	2
8	90 30 09 069 00 90	key	1.00	2
6	09 23 01 075 90	insert	1.00	2
5	90 11 03 070 00-28	pipe	1.00	20