

Rain shower with wall fixing 400 mm - Brushed Durabronze (23kt Gold)

SERIES SPECIFIC

28 659 970 Product version from 3/13/2017



- rain shower Ø 400 mm
- PURE RAIN, max. flow rate 20 l/min (at 3 bar)
- Function from: 12 l/min
- with anti-scale system















Technical data:

- 450mm projection
- rosette Ø 60 mm
- 1/2" connection

Notes:

- WRAS

Product change as of 1st April 2024: max. flow 20l/min

	Brushed Durabronze (23kt Gold)	28 659 970-28
	Chrome	28 659 970-00
	Brushed Platinum	28 659 970-06
	Platinum	28 659 970-08
	Dark Chrome	28 659 970-19
	Light Gold	28 659 970-26
	Brushed Light Gold	28 659 970-27
	Matte Black	28 659 970-33
	Brushed Dark Brass	28 659 970-39
	Brushed Bronze	28 659 970-42
	Brushed Champagne (22kt Gold)	28 659 970-46
	Champagne (22kt Gold)	28 659 970-47
	Brushed Chrome	28 659 970-93
	Brushed Dark Platinum	28 659 970-99

Recommended miscellaneous



Concealed wall elbow -

35 085 970 90

- max. recess depth 163 mm
- min. recess depth 90 mm

28 659 970 Product version from 3/13/2017



Flow rate chart



Codes & Standards

DIN 4109

EN 1112

ISO 3822

Scottish Water
Byelaws

UK Water Supply
Regulations

Ü-Zeichen



Rain shower with wall fixing 400 mm - Brushed Durabrand (23kt Gold)

SERIES SPECIFIC

28 659 970 Product version from 3/13/2017

Certificates and sustainability

LGA_29	LGA_29	WRAS_2212	DVGW_DW-6517DN0
--------	--------	-----------	-----------------



Spare parts list

No.	Item Number	Name	Quantity used	Delivery time
4	09 27 97 015-28	rosette	1.00	20
6	09 23 01 075 90	insert	1.00	2
5	90 11 03 070 00-28	pipe	1.00	20
2	09 17 20 120 90	holder	1.00	2
1	04 30 31 032 00 90	fixing set	1.00	2
3	09 14 10 150 90	seal	2.00	2
8	90 30 09 069 00 90	key	1.00	2
7	90 12 05 090 00-28	shower	1.00	20