













TARA Two-way diverter for bath rim or tile edge installation - Brushed Chrome

TARA

29 140 892 Product version from 6/30/2015



- automatic bath/shower diverter
- hole diameter 32 mm
- rosette Ø 55 mm
- 1/2" connection
- max. flow 64.9 l/min at 3 bar flow pressure
- WRAS

| | | |
|---|-------------------------------------|---------------|
|  | Brushed Chrome | 29 140 892-93 |
|  | Chrome | 29 140 892-00 |
|  | Brushed Platinum | 29 140 892-06 |
|  | Platinum | 29 140 892-08 |
|  | Dark Chrome | 29 140 892-19 |
|  | Brushed Durabrass (23kt Gold) | 29 140 892-28 |
|  | Matte Black | 29 140 892-33 |
|  | Brushed Dark Brass | 29 140 892-39 |
|  | Brushed Bronze | 29 140 892-42 |
|  | Brushed Champagne (22kt Gold) | 29 140 892-46 |
|  | Champagne (22kt Gold) | 29 140 892-47 |
|  | Brushed Dark Platinum | 29 140 892-99 |

29 140 892 Product version from 6/30/2015

mm [inches]



Flow rate chart



Codes & Standards

| | | | |
|----------------|------|----------|----------|
| ASME A112.18.1 | cUPC | DIN 4109 | ISO 3822 |
|----------------|------|----------|----------|

| | | |
|---------------------------|--------------------------------|-----------|
| Scottish Water Byelaws | UK Water Supply Regulations | Ü-Zeichen |
|---------------------------|--------------------------------|-----------|



TARA Two-way diverter for bath rim or tile edge installation - Brushed Chrome

TARA

29 140 892 Product version from 6/30/2015

Certificates and sustainability

WRAS_1911

LGA_29

IAPMO_4976

29 140 892 Product version from 6/30/2015

Parts for other
finishes can be found
here: [Chrome](#)



Spare parts list

| No. | Item Number | Name | Quantity used | Delivery time |
|-----|--------------------|------------|---------------|---------------|
| 4 | 90 12 12 007 00-93 | base | 1.00 | 20 |
| 6 | 09 27 89 102-93 | rosette | 1.00 | 20 |
| 8 | 90 17 09 051 00 90 | diverter | 1.00 | 2 |
| 7 | 04 23 10 004 03 90 | fixing set | 1.00 | 2 |
| 1 | 09 31 11 055 90 | pin | 1.00 | 2 |
| 5 | 09 21 02 140-93 | sleeve | 1.00 | 20 |
| 2 | 09 20 89 011-93 | handle | 1.00 | 20 |
| 3 | 90 30 30 075 00 90 | screw | 1.00 | 2 |