






TARA Wall-mounted valve cold water without pop-up waste - Brushed Bronze

TARA

30 010 892 Product version from 6/30/2009



- 140mm projection
- fixed spout
- circular, air-enriched flow
- adapter with male thread 3/4"
- hole diameter 32 mm
- rosette Ø 55 mm
- max. flow 5.7 l/min
- lead-free
- This product can help a building meet the requirements of Green Building Rating Systems, e.g. LEED®, BREEAM®, DGNB

| | | |
|---|-------------------------------|---------------|
|  | Brushed Bronze | 30 010 892-42 |
|  | Chrome | 30 010 892-00 |
|  | Brushed Platinum | 30 010 892-06 |
|  | Platinum | 30 010 892-08 |
|  | Dark Chrome | 30 010 892-19 |
|  | Brushed Durabrass (23kt Gold) | 30 010 892-28 |
|  | Matte Black | 30 010 892-33 |
|  | Brushed Dark Brass | 30 010 892-39 |
|  | Brushed Champagne (22kt Gold) | 30 010 892-46 |
|  | Champagne (22kt Gold) | 30 010 892-47 |
|  | Brushed Chrome | 30 010 892-93 |
|  | Brushed Dark Platinum | 30 010 892-99 |

Recommended miscellaneous

- Concealed wall elbow -** 35 085 970 90
- min. recess depth 90 mm
 - max. recess depth 163 mm





Flow rate chart



Codes & Standards

DIN 4109

ISO 3822

Ü-Zeichen



TARA Wall-mounted valve cold water without pop-up waste - Brushed Bronze

TARA

30 010 892 Product version from 6/30/2009

Certificates and sustainability

LGA_18

