




EDITION PRO Single-lever bidet mixer with pop-up waste - Chrome

EDITION PRO

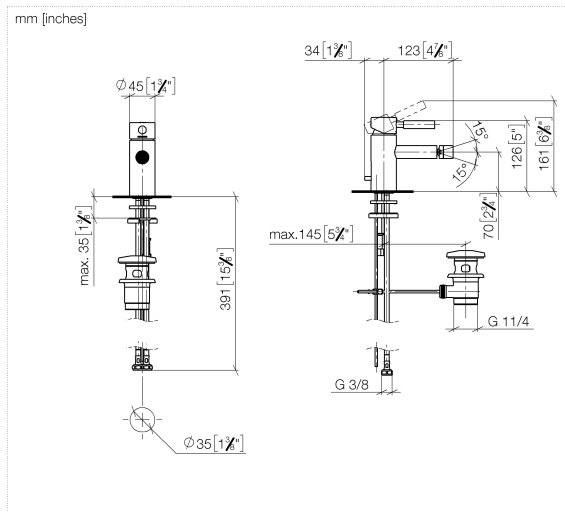
33 600 626    Product version from 4/1/2023



- 125mm projection
- ball-joint pivotable through 15° (in any direction)
- circular, air-enriched flow
- height of mixer 130 mm
- height up to aerator 70 mm
- hole diameter 35 mm
- 2x screw-in M 10 x 1 pressure hose, leak-tested
- max. flow 7 l/min

	Chrome	33 600 626-00
	Matte Black	33 600 626-33
	Brushed Chrome	33 600 626-93

33 600 626 Product version from 4/1/2023





## Spare parts list

No.	Item Number	Name	Quantity used	Delivery time
1	90 20 62 046 00-00	handle	1.00	10
7	09 11 06 086 20-00	spout	1.00	10
9	90 23 01 119 02-00	aerator	1.00	10
3	09 24 04 130-07	nut	1.00	30
5	09 14 10 003 90	seal	2.00	2
12	09 28 10 109-07	ring	1.00	30
10	90 31 11 030 00 90	pin	2.00	2
16	04 30 11 085 88 90	fixing set	1.00	2
2	09 28 30 008-00	cover	1.00	10
13	04 30 04 104 00 90	hose	2.00	2
8	04 21 40 007 00-00	joint	1.00	10
15	09 31 11 012 90	pin	1.00	2
6	09 24 04 025 10 90	nipple	1.00	2
11	09 14 10 119 90	seal	1.00	2
17	90 11 01 001 00-00	pop-up waste	1.00	10
4	90 15 05 041 00 90	cartridge	1.00	2
14	04 20 62 030 80-00	pull-rod	1.00	10