

META Bath thermostat for wall mounting without shower set - Chrome











META

34 201 979



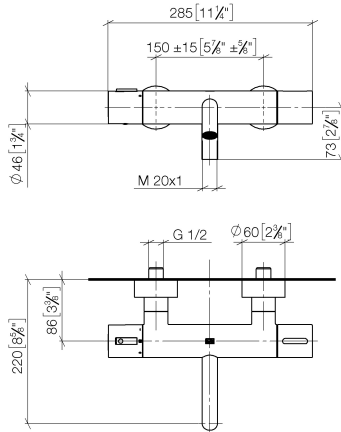
- 210mm projection
- circular normal flow
- rotary diverter with volume control and shut-off function
- 3/8" shower outlet
- slide-on rosettes Ø 60 mm
- 1/2" connection
- gauge 150 mm - 15 mm
- max. flow 16.9 l/min at 3 bar flow pressure
- WRAS

Intrinsic protection against back flow.

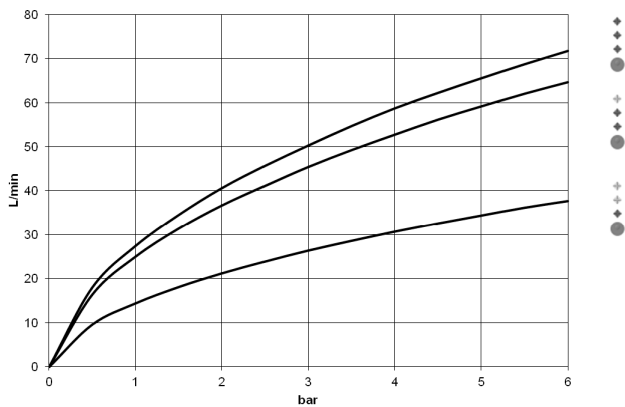
	Chrome	34 201 979-00
	Brushed Platinum	34 201 979-06
	Dark Chrome	34 201 979-19
	Light Gold	34 201 979-26
	Brushed Light Gold	34 201 979-27
	Matte Black	34 201 979-33
	Brushed Dark Brass	34 201 979-39
	Brushed Bronze	34 201 979-42
	Brushed Champagne (22kt Gold)	34 201 979-46
	Champagne (22kt Gold)	34 201 979-47
	Brushed Chrome	34 201 979-93
	Brushed Dark Platinum	34 201 979-99

34 201 979

mm [inches]



Flow rate chart



Codes & Standards

DIN 4109

EN 1717

ISO 3822

Scottish Water
Byelaws

UK Water Supply
Regulations

Ü-Zeichen



META Bath thermostat for wall mounting without shower set - Chrome

META

34 201 979

Certificates and sustainability

LGA_18	WRAS_2201	Belgaqua_21-032-2
--------	-----------	-------------------

34 201 979

Parts for other
finishes can be found
here: Brushed
Platinum





META Bath thermostat for wall mounting without shower set - Chrome

META

34 201 979

Spare parts list

No.	Item Number	Name	Quantity used	Delivery time
3	90 16 02 027 00 90	spring	1.00	2
24	04 11 04 032 00 90	connection	2.00	2
10	08 30 30 701 90	screw	1.00	2
7	90 30 40 010 00 90	regulator	1.00	2
8	90 11 06 214 00-00	spout	1.00	10
20	90 29 05 024 00 90	nipple	2.00	2
9	09 14 10 139 90	seal	1.00	2
16	09 14 15 052 90	ring	1.00	2
6	90 15 02 070 00 90	cartridge	1.00	2
22	09 14 10 119 90	seal	2.00	2
19	09 23 10 048-00	nut	2.00	10
14	09 20 97 020-00	handle	1.00	10
17	09 24 04 141-00	nut	1.00	10
25	09 14 20 010 90	seal	2.00	2
23	09 29 03 020 90	insert	2.00	2
21	09 27 62 004-00	rosette	2.00	10
18	90 15 05 033 00 90	diverter	1.00	2
1	90 17 33 004 00-00	handle	1.00	60
12	09 24 03 115 20-00	nipple	1.00	10
15	90 12 12 002 00 90	fixing cap	1.00	2
13	90 21 02 069 00-00	cover	1.00	10
11	90 14 10 032 00 90	seal	1.00	2
4	90 30 30 136 00 90	screw	1.00	2
5	90 31 20 049 00-00	plug	1.00	10
2	90 21 33 011 00-13	handle	1.00	2