

Concealed single-lever mixer with cover plate - Brushed Platinum










TARA

36 060 660



- cover plate Ø 78 mm
- WRAS 2107016

Fits: TARA, META

	Brushed Platinum	36 060 660-06
	Chrome	36 060 660-00
	Platinum	36 060 660-08
	Dark Chrome	36 060 660-19
	Light Gold	36 060 660-26
	Brushed Light Gold	36 060 660-27
	Brushed Durabronze (23kt Gold)	36 060 660-28
	Matte Black	36 060 660-33
	Brushed Bronze	36 060 660-42
	Brushed Champagne (22kt Gold)	36 060 660-46
	Champagne (22kt Gold)	36 060 660-47
	Brushed Chrome	36 060 660-93
	Brushed Dark Platinum	36 060 660-99

Required miscellaneous



Concealed wall-mounted single-lever mixer - 35 860 970 90

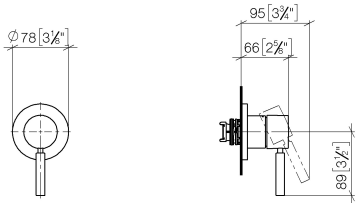
- max. recess depth 95 mm
- min. recess depth 80 mm

Concealed single-lever mixer with cover plate - Brushed Platinum

TARA

36 060 660

mm [inches]



Codes & Standards

DIN 4109	ISO 3822	Scottish Water Byelaws	UK Water Supply Regulations
----------	----------	---------------------------	--------------------------------

Ü-Zeichen

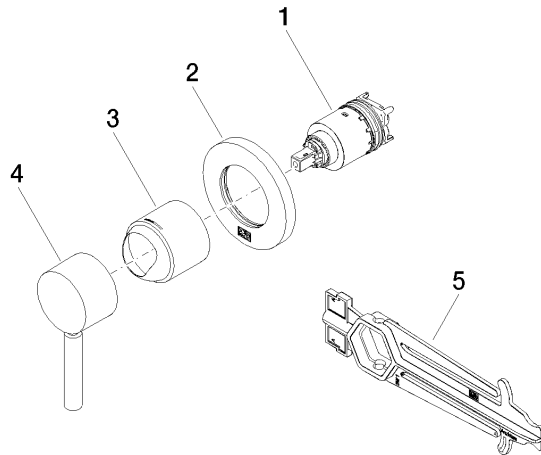
Certificates

WRAS_2107	LGA_29
-----------	--------

36 060 660

Product version up to 6/29/2020

Product version from 6/29/2020





Concealed single-lever mixer with cover plate - Brushed Platinum

TARA

36 060 660

Spare parts list

Product version up to 6/29/2020

Product version from 6/29/2020

No.	Item Number	Name	Quantity used	Delivery time
	90 15 05 064 01 90	cartridge	5	2