








## Concealed single-lever mixer with diverter - Matte Black

SERIES SPECIFIC

36 120 660 Product version up to 2/20/2020



- automatic diverter
- cover plate Ø 150 mm
- WRAS

	Matte Black	36 120 660-33
	Chrome	36 120 660-00
	Brushed Platinum	36 120 660-06
	Platinum	36 120 660-08
	Dark Chrome	36 120 660-19
	Light Gold	36 120 660-26
	Brushed Light Gold	36 120 660-27
	Brushed Durabronze (23kt Gold)	36 120 660-28
	Brushed Dark Brass	36 120 660-39
	Brushed Bronze	36 120 660-42
	Brushed Champagne (22kt Gold)	36 120 660-46
	Champagne (22kt Gold)	36 120 660-47
	Brushed Chrome	36 120 660-93
	Brushed Dark Platinum	36 120 660-99

### Required miscellaneous



- Concealed single-lever mixer -** 35 020 970 90
- max. recess depth 105 mm
  - min. recess depth 80 mm

### Required miscellaneous



- Concealed single-lever mixer with backflow preventor -** 35 021 970 90
- max. recess depth 105 mm
  - min. recess depth 80 mm

36 120 660 Product version up to 2/20/2020

mm [inches]



### Flow rate chart



### Codes & Standards

DIN 4109

EN 817

ISO 3822

Scottish Water  
Byelaws

UK Water Supply  
Regulations

Ü-Zeichen



Concealed single-lever mixer with diverter - Matte Black

SERIES SPECIFIC

36 120 660    Product version up to 2/20/2020

Certificates and sustainability

DVGW_DW- 6512DN0	LGA_19	WRAS_2207
---------------------	--------	-----------



## Spare parts list

No.	Item Number	Name	Quantity used	Delivery time
5	09 11 02 261-33	plate	1.00	30
1	90 15 05 038 00 90	cartridge	1.00	60
9	90 21 34 081 00 90	diverter	1.00	2
8	90 31 09 139 00-33	pull-rod	1.00	30
6	09 11 02 260-33	sleeve	1.00	30
4	09 14 10 084 90	seal	1.00	2
7	90 20 66 004 00-33	handle	1.00	30
2	04 28 10 149 00 90	accessories	1.00	2
3	09 24 04 448 90	nut	1.00	2
10	90 30 09 064 00 90	key	1.00	2