

WATER POINTS Concealed body spray FlowReduce - Brushed Light Gold

SERIES-VARIOUS

36 515 979 Product version from 4/1/2024



- HORIZONTAL RAIN, max. flow rate 6 l/min (at 3 bar)
- with anti-scale system
- cover plate 120 x 120 mm
- This product can help a building meet the requirements of Green Building Rating Systems, e.g. LEED®, BREEAM®, DGNB
- WRAS

Flow restrictor (8.3 l/min) to extend shower jet from approx. 500 mm to approx. 1000 mm

Flow restrictor (8.3 l/min) to extend shower jet from approx. 500 mm to approx. 1000 mm

| | | |
|---|--------------------------------|---------------|
|  | Brushed Light Gold | 36 515 979-27 |
|  | Chrome | 36 515 979-00 |
|  | Brushed Platinum | 36 515 979-06 |
|  | Platinum | 36 515 979-08 |
|  | Dark Chrome | 36 515 979-19 |
|  | Light Gold | 36 515 979-26 |
|  | Brushed Durabronze (23kt Gold) | 36 515 979-28 |
|  | Matte Black | 36 515 979-33 |
|  | Brushed Bronze | 36 515 979-42 |
|  | Brushed Champagne (22kt Gold) | 36 515 979-46 |
|  | Champagne (22kt Gold) | 36 515 979-47 |
|  | Brushed Chrome | 36 515 979-93 |
|  | Brushed Dark Platinum | 36 515 979-99 |

Required miscellaneous



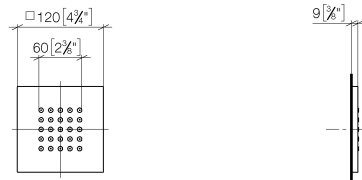
Concealed wall installation box - 35 205 970 90

- min. recess depth 85 mm
- max. recess depth 110 mm

Required miscellaneous



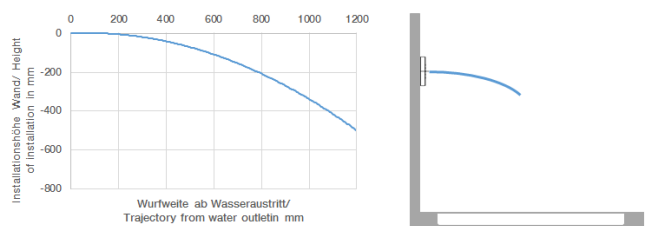
WATER POINTS Adapter plate - 12 305 970 90



Flow rate chart



Trajectory diagram



Codes & Standards

DIN 4109

ISO 3822

Ü-Zeichen



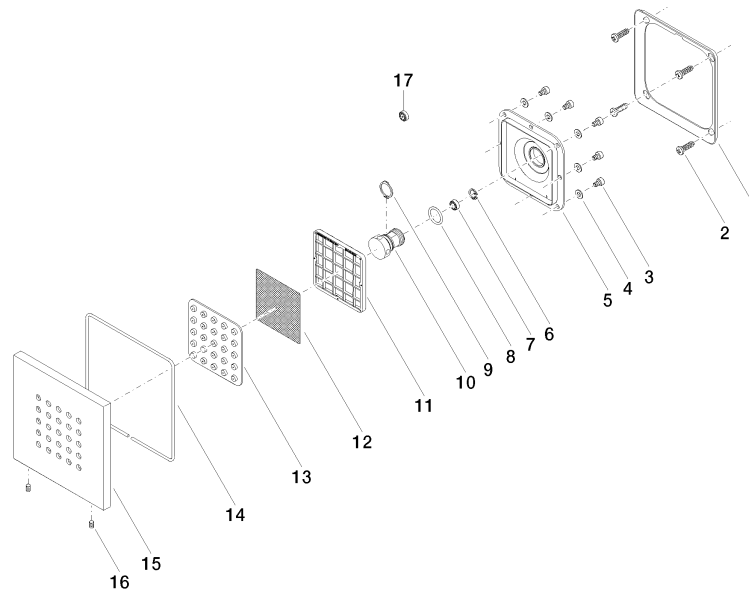
WATER POINTS Concealed body spray FlowReduce - Brushed Light Gold

SERIES-VARIOUS

36 515 979 Product version from 4/1/2024

Certificates and sustainability

LGA_18



Spare parts list

| No. | Item Number | Name | Quantity used | Delivery time |
|-----|----------------------|--------------|---------------|---------------|
| | 16 09 31 11 048 90 | pin | 1.00 | 2 |
| | 9 09 16 01 017 90 | ring | 1.00 | 2 |
| | 17 09 23 01 052 90 | flow reducer | 1.00 | 2 |
| | 11 09 17 97 057 90 | holder | 1.00 | 2 |
| | 2 09 30 31 022 90 | screw | 4.00 | 2 |
| | 4 09 30 11 024 90 | disc | 8.00 | 2 |
| | 3 09 30 30 031 90 | screw | 8.00 | 2 |
| | 1 09 28 01 024 90 | holder | 1.00 | 2 |
| | 7 90 23 01 032 00 90 | flow reducer | 1.00 | 2 |
| | 14 09 14 03 117 90 | seal | 1.00 | 2 |
| | 10 09 17 11 146 90 | distributor | 1.00 | 60 |
| | 6 09 16 01 016 90 | ring | 1.00 | 2 |
| | 13 09 12 01 075 90 | insert | 1.00 | 2 |
| | 15 09 27 98 004-27 | rosette | 1.00 | 60 |
| | 5 09 12 12 205 90 | base | 1.00 | 2 |
| | 8 09 14 10 130 90 | seal | 1.00 | 2 |
| | 12 09 29 30 043 90 | insert | 1.00 | 2 |