

## WATER BAR Concealed body spray FlowReduce - Chrome

SERIES-VARIOUS















36 517 979 Product version up to 5/15/2020



- HORIZONTAL RAIN, max. flow rate 6 l/min (at 3 bar)
- Function from: l/min
- with anti-scale system
- cover plate 240 x 60 mm
- 1/2" connection

### Notes:

- This product can help a building meet the requirements of Green Building Rating Systems, e.g. LEED®, BREEAM®, DGNB

	Chrome	36 517 979-00
	Brushed Platinum	36 517 979-06
	Platinum	36 517 979-08
	Dark Chrome	36 517 979-19
	Light Gold	36 517 979-26
	Brushed Light Gold	36 517 979-27
	Brushed Durabronze (23kt Gold)	36 517 979-28
	Matte Black	36 517 979-33
	Brushed Dark Brass	36 517 979-39
	Brushed Bronze	36 517 979-42
	Brushed Champagne (22kt Gold)	36 517 979-46
	Champagne (22kt Gold)	36 517 979-47
	Brushed Chrome	36 517 979-93
	Brushed Dark Platinum	36 517 979-99

## Required miscellaneous



- Concealed wall installation box - 35 206 970 90**
- max. recess depth 173 mm
  - min. recess depth 100 mm



**Flow rate chart**



**Trajectory diagram**



**Codes & Standards**

DIN 4109

ISO 3822

Scottish Water  
Byelaws

UK Water Supply  
Regulations

Ü-Zeichen



## WATER BAR Concealed body spray FlowReduce - Chrome

SERIES-VARIOUS

36 517 979 Product version up to 5/15/2020

Certificates and sustainability

WRAS\_1304

LGA\_19



## Spare parts list

No.	Item Number	Name	Quantity used	Delivery time
	14 09 12 01 076 90	insert	1.00	60
	16 09 30 30 163 90	screw	14.00	2
	5 09 16 01 016 90	ring	1.00	2
	7 09 14 10 003 90	seal	1.00	2
	13 09 28 10 142 20 90	ring	2.00	2
	8 09 24 04 248 90	nipple	1.00	2
	2 09 24 04 247 20 90	connection	1.00	2
	17 09 14 10 132 90	seal	2.00	2
	21 09 31 11 006 90	pin	2.00	2
	4 09 30 30 116 90	screw	4.00	2
	10 09 14 03 133 90	seal	1.00	2
	9 09 14 10 042 90	seal	1.00	2
	3 09 11 02 138 90	plate	1.00	2
	19 09 30 30 164 90	screw	2.00	2
	12 09 17 97 058 90	holder	1.00	2
	6 90 23 01 032 00 90	flow reducer	1.00	2
	1 09 11 02 137 90	holder	1.00	2
	15 09 11 02 136-00	cover	1.00	60
	20 09 27 99 001-00	rosette	1.00	10